

FloBoss™ 107E Enclosure Options

The 107E Enclosure Options consist of two weather-tight enclosures for the FloBoss 107 Flow Manager (FB107). One of the enclosures is made from steel, and the other enclosure is made from polycarbonate. For more information on the FB107, refer to *Technical Specifications FB107*. Both the steel and the polycarbonate enclosures protect the electronics of the FB107 from physical damage and harsh environments. The enclosures have a hinged and gasketed door that is secured by one lockable hasp on the steel enclosure and two lockable hasps on the polycarbonate enclosure.

The enclosures are both designed to house a 4-slot FB107. The steel enclosure has integral mounting flanges for wall or panel mounting. The polycarbonate enclosure has detachable plastic mounting feet for wall and panel mounting. A mounting kit is included with both enclosures for pipe-mount applications. Both enclosures contain mounting provisions for a radio, and the steel enclosure also contains mounting provisions for up to four batteries.

Multiple ordering options are available for both types of enclosures:

- Enclosure (steel or polycarbonate) with LCD Touchpad and 4-slot FB107 base chassis.
- Enclosure (steel or polycarbonate) with LCD Touchpad (without 4-slot FB107 base chassis).
- Enclosure (steel only) and 4-slot FB107 base chassis.
- Enclosure (steel only) (without 4-slot FB107 base chassis).


Note: Add a CPU module to the 4-slot FB107 base chassis to create a working unit. For more information on available CPU modules, refer to *Technical Specifications FB107*.

You can view selected data stored on the FB107 through the optional LCD Touchpad. For more information on the LCD Touchpad, refer to *Technical Specifications FB107:LCD*.

Both FB107E enclosures may have either an integral differential pressure Dual Variable Sensor (DVS) or a pressure module (PM) mounted directly to the base of the enclosure.


The optional Dual Variable Sensor (DVS) uses Emerson capacitance cell technology to sense differential pressure and piezo-resistive silicon sensor technology to sense static pressure. A dedicated microprocessor in the DVS linearizes and corrects the raw sensor signals using characterization data stored in non-volatile memory. For more information, refer to *Technical Specifications DVS205*.

The optional PM module includes pressure transducers to measure one or two pressure inputs. For more information, refer to the specification table on page 5.



FB107E Steel Enclosure

Enclosure (typical component layout)



Physical

| | | |
|--------------------------|--|--|
| Construction | Powder-coated (gray polyurethane) 14-gauge carbon steel with lockable 300-series stainless steel hasp and gasketed door. | |
| Wiring Access | Four 0.88-inch pre-punched holes in bottom. | |
| Dimensions | Overall | 360 mm H by 332 mm W by 166 mm D (14.17 in. H by 13.07 in. W by 6.54 in. D). Height includes mounting flanges and excludes sensor option. Optional LCD Touchpad adds 25 mm (1.0 in.) to depth. |
| | Wall Mounting | 350 mm H by 72 mm W (13.80 in. H by 2.81 in. W) between mounting hole (0.38 in. diameter) centers. |
| | Pipestand Mounting | Mounts on 2-inch pipe with U-bolt mounting kit (supplied). |
| Batteries (not included) | To meet CSA requirements use sealed, non-venting, rechargeable batteries. | |
| | Output | 12 Vdc, 6.5-7.2 Amp-hours |
| | Dimensions | 152 mm L by 65 mm W by 94 mm H (5.95 in. L by 2.54 in. W by 3.70 in. H) |
| | Terminal Type | FASTON® 4.75 mm by 0.81 mm (0.187 in. by 0.032 in.) |
| | Recommended Batteries | Poweronic PS-1270 Panasonic LCR12V7.2P Yuasa NP7-12 |

| | | |
|------------------------------|---------------------------|-------------------|
| Weight (excluding batteries) | Enclosure | 8.62 kg (19 lb) |
| | 4-slot FB107 base chassis | 0.76 kg (1.68 lb) |
| | LCD Touchpad | 0.23 kg (0.51 lb) |
| | DVS sensor | 1.82 kg (4.01 lb) |
| | PM module | 2.28 kg (5.02 lb) |

Sensors (optional)

Dual-Variable Sensor (DVS) For more information on the DVS, refer to *Technical Specifications DVS205*.

Pressure Module (PM) For more information on the PM, refer to the PM module specification table.

LCD Touchpad (optional)

128 x 64 pixel display, backlit. For more information on the LCD Touchpad, refer to *Technical Specifications FB107:LCD*.

Ordering Options


- Enclosure and 4-slot FB107 base chassis
- Enclosure with LCD Touchpad and 4-slot FB107 base chassis
- Enclosure (without 4-slot FB107 base chassis)
- Enclosure with LCD Touchpad (without 4-slot FB107 base chassis)

Approvals

Meets CSA Type 4 rating (NEMA 4 equivalent).

FB107E Polycarbonate Enclosure

Enclosure (typical component layout)



| Physical | | |
|--|---|---|
| Construction | Non-metallic polycarbonate with two lockable 300-series stainless steel hasps and polyurethane gasketed door. | |
| Wiring Access | Three 0.88-inch pre-punched holes in bottom. | |
| Dimensions | Overall | 342 mm H by 289 mm W by 171 mm D (13.5 in. H by 11.4 in. W by 6.7 in. D). Height includes mounting flanges and excludes sensor option. Optional LCD Touchpad adds 25 mm (1.0 in.) to depth. |
| | Wall Mounting | 322 mm H by 203 mm W (12.7 in. H by 8.0 in. W) between mounting hole (0.18 in. diameter) centers. |
| | Pipestand Mounting | Mounts on 2-inch pipe with U-bolt mounting kit (supplied). |
| Weight (excluding batteries) | Enclosure | 4.23 kg (9.32lb) |
| | 4-slot FB107 base chassis | 0.76 kg (1.68 lb) |
| | LCD Touchpad | 0.23 kg (0.51 lb) |
| | DVS sensor | 1.82 kg (4.01 lb) |
| | PM module | 2.28 kg (5.02 lb) |
| Sensors (optional) | | |
| Dual-Variable Sensor (DVS) | For more information on the DVS, refer to <i>Technical Specifications DVS205</i> . | |
| Pressure Module (PM) | For more information on the PM, refer to the PM module specification table. | |
| LCD Touchpad | | |
| 128 x 64 pixel display, backlit. For more information on the LCD Touchpad, refer to <i>Technical Specifications FB107:LCD</i> . | | |
| Ordering Options | | |
| <ul style="list-style-type: none"> ▪ Enclosure with LCD Touchpad and 4-slot FB107 base chassis ▪ Enclosure with LCD Touchpad (without 4-slot FB107 base chassis) | | |
| Approvals | | |
| Meets CSA Type 4X rating (NEMA 4X equivalent). | | |

Pressure Module (optional)

Pressure Module



Pressure Module

Pressure Transducer Input

| | | | |
|--|--|--------------------------------|--|
| Type | Sealed gauge | | |
| Range Options | 0 – 6.9 bar (0 – 100 psi) 0 – 20.7 bar (0 – 300 psi) 0 – 69.0 bar (0 – 1000 psi) | | |
| Operating Temperature | –40°C to +70°C (–40°F to +158°F) | | |
| Accuracy (includes linearity, hysteresis, and repeatability) | Range | 0 – 6.9 bar (0 – 100 psi) | ±0.35% of URL |
| | | 0 – 20.7 bar (0 – 300 psi) | ±0.35% of URL |
| | | 0 – 69.0 bar (0 – 1000 psi) | ±0.35% of URL |
| Ambient Temperature Effect | Range | 0 – 6.9 bar (0 – 100 psi) | ±0.35% of URL per 50°F (28°C) over the operating temperature range |
| | | 0 – 20.7 bar (0 – 300 psi) | ±0.35% of URL per 50°F (28°C) over the operating temperature range |
| | | 0 – 69.0 bar (0 – 1000 psi) | ±0.35% of URL per 50°F (28°C) over the operating temperature range |

Physical

| | | |
|---------------------|--|------------------------|
| Construction | Interface housing | 6061 aluminum, painted |
| | Pressure Transducers | SST |
| | Mounting flange | 6061 aluminum |
| Process Connections | 1/4-18 NPT, located on sides of interface. | |

Approvals

Meets CSA Class I, Div. 2 Groups A, B, C, and D requirements when used in conjunction with the FB107.

For customer service and technical support, visit www.EmersonProcess.com/Remote/Support.

**Global Headquarters,
North America, and Latin America:**

Emerson Process Management
Remote Automation Solutions
6005 Rogerdale Road
Houston, TX 77072 U.S.A.
T +1 281 879 2699 | F +1 281 988 4445
www.EmersonProcess.com/Remote

Europe:

Emerson Process Management
Remote Automation Solutions
Unit 8, Waterfront Business Park
Dudley Road, Brierley Hill
Dudley UK DY5 1LX
T +44 1384 487200 | F +44 1384 487258

Middle East/Africa:

Emerson Process Management
Remote Automation Solutions
Emerson FZE
P.O. Box 17033
Jebel Ali Free Zone – South 2
Dubai U.A.E.
T +971 4 8118100 | F +971 4 8865465

Asia-Pacific:

Emerson Process Management
Remote Automation Solutions
1 Pandan Crescent
Singapore 128461
T +65 6777 8211 | F +65 6777 0947

© 2004–2016 Remote Automation Solutions, a business unit of Emerson Process Management. All rights reserved.

Remote Automation Solutions, a business unit of Emerson Process Management, shall not be liable for technical or editorial errors in this manual or omissions from this manual. REMOTE AUTOMATION SOLUTIONS MAKES NO WARRANTIES, EXPRESSED OR IMPLIED, INCLUDING THE IMPLIED WARRANTIES OF MERCHANTABILITY AND FITNESS FOR A PARTICULAR PURPOSE WITH RESPECT TO THIS MANUAL AND, IN NO EVENT SHALL REMOTE AUTOMATION SOLUTIONS BE LIABLE FOR ANY INCIDENTAL, PUNITIVE, SPECIAL OR CONSEQUENTIAL DAMAGES INCLUDING, BUT NOT LIMITED TO, LOSS OF PRODUCTION, LOSS OF PROFITS, LOSS OF REVENUE OR USE AND COSTS INCURRED INCLUDING WITHOUT LIMITATION FOR CAPITAL, FUEL AND POWER, AND CLAIMS OF THIRD PARTIES.

Emerson Process Management Ltd, Remote Automation Solutions (UK), is a wholly owned subsidiary of Emerson Electric Co. doing business as Remote Automation Solutions, a business unit of Emerson Process Management. FloBoss, ROCLINK, ControlWave, Helicoid, FBxConnect, and OpenEnterprise are trademarks of Remote Automation Solutions. AMS, PlantWeb, and the PlantWeb logo are marks owned by one of the companies in the Emerson Process Management business unit of Emerson Electric Co. Emerson Process Management, Emerson and the Emerson logo are trademarks and service marks of the Emerson Electric Co. All other marks are property of their respective owners.

The contents of this publication are presented for informational purposes only. While every effort has been made to ensure informational accuracy, they are not to be construed as warranties or guarantees, express or implied, regarding the products or services described herein or their use or applicability. Remote Automation Solutions reserves the right to modify or improve the designs or specifications of such products at any time without notice. All sales are governed by Remote Automation Solutions' terms and conditions which are available upon request. Remote Automation Solutions does not assume responsibility for the selection, use or maintenance of any product. Responsibility for proper selection, use and maintenance of any Remote Automation Solutions product remains solely with the purchaser and end-user.