

FloBoss™ 107 Input/Output Modules

The input/output (I/O) module options for the FloBoss™ 107 Flow Manager (FB107) provide terminals for expanded I/O. You can order the expanded 6-point I/O as an:

- I/O assembly that mounts directly on the CPU module.
- I/O module that inserts in the I/O slots.

Both ways provide configuration terminations for six points of expanded monitoring and control applications with the same selections for I/O. Five of the six points of I/O are software-configurable. The six points of I/O consists of:

- Two analog inputs or discrete inputs.
- One analog output or discrete output.
- One discrete output.
- Two pulse inputs or discrete inputs.

Use ROCLINK™ 800 Configuration Software to configure the I/O points.

The FB107 supports up to six I/O modules (with the optional I/O Expansion Rack) and one CPU I/O assembly. You can install I/O modules in slots 1 through 3 on the main FB107 and in slots 4 through 6 on the expansion rack. When a

communications module is installed in slot 1, you can also install an I/O module in slot 7 of the expansion rack.

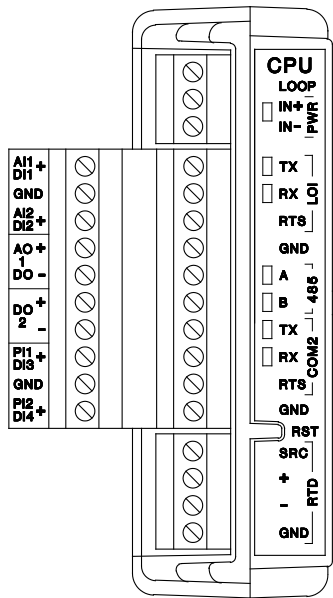
You can configure the I/O assembly on the CPU to set the loop output power to 10 Volts dc or 24 Volts dc. The I/O module only supports 24 Volts dc loop output power.

The intent of the loop output power is to power devices that require 24 Volts dc to ground allowing the external device to send the FB107 a 4 to 20 mA signal based on pressure, temperature, level, and such.

The 10-volt loop output power is intended for low power transmitters. The loop current is designed to deliver 80 mA to power two field devices that connect back to the two analog inputs.

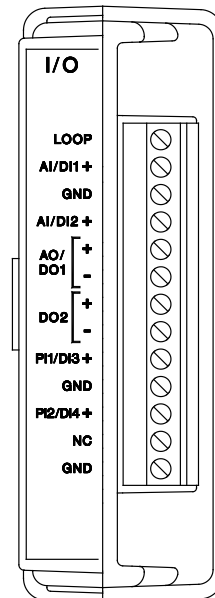
You can use current analog inputs of 4 to 20 mA when the 250-ohm resistor is selected in the AI configuration using ROCLINK 800 software.

All modules have removable terminal blocks for convenient wiring and servicing. The terminal blocks can accommodate size 16 to 24 American Wire Gauge (AWG).



DOC0677B

CPU Module with I/O Assembly

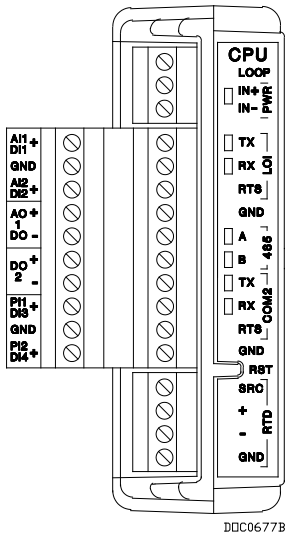


DOC0678A

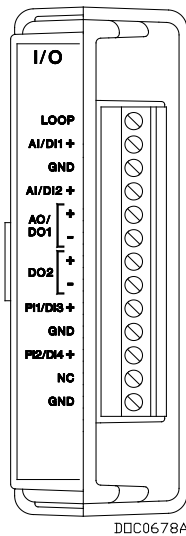
I/O Module

FloBoss 107 6-Point I/O Assembly and 6-Point I/O Module

Field Wiring Terminals



Terminal	Label	Definition
1	AI1/DI1+	AI 1 / DI 1 Positive
2	GND	Ground
3	AI2/DI2+	AI 2 / DI 2 Positive
4	AO1/DO1+	AO 1 / DO 1 Positive
5	AO1/DO1-	AO 1 / DO 1 Negative
6	DO2+	DO 2 Positive
7	DO2-	DO 2 Negative
8	PI1/DI3+	PI 1 / DI 3 Positive
9	GND	Ground
10	PI2/DI4+	PI 2 / DI 4 Positive



Terminal	Label	Definition
1	Loop	Loop Power Output
2	AI1/DI1+	AI 1 / DI 1 Positive
3	GND	Ground
4	AI2/DI2+	AI 2 / DI 2 Positive
5	AO1/DO1+	AO 1 / DO 1 Positive
6	AO1/DO1-	AO 1 / DO 1 Negative
7	DO2+	DO 2 Positive
8	DO2-	DO 2 Negative
9	PI1/DI3+	PI 1 / DI 3 Positive
10	GND	Ground
11	PI2/DI4+	PI 2 / DI 4 Positive
12	NC	No Connection
13	GND	Ground

Analog Inputs

Type	Single-ended, voltage-sense analog inputs (software-configurable resistor for current loop)
Signal	0 to 5 V dc, software-configurable 4 to 20 mA, with 250 Ω resistor selected
Protection	Current limit protection on loop power outputs and analog inputs Surge protection on all I/O
Reference Accuracy ¹ (after calibration) at 20°C (68°F)	±0.1%
Accuracy ¹ Over Operating Temperature Range [-40 to 65°C (-40 to 149°F)]	±0.3%

1. Includes: Linearity, Hysteresis, Repeatability, and Stability

Isolation	None
Input Impedance	1 M Ω
Filter	Single pole
Resolution	12 bits
Sample Period	1.0 second minimum
Analog Outputs	
Type	4 to 20 mA high side source current
Resolution	12 bits
Accuracy	0.1% of full-scale output
Reset Action	Output goes to last value or low scale (software-configurable) on power-up, warm start, or on watchdog time-out.
Discrete Inputs	
Type	Contact-sense discrete input. Note: Signal must be below 0.3 V to be considered a closed contact, and above 3 V to be considered an open contact.
Current Rating	35 μ A in the active (on) state 0 μ A in the inactive (off) state
Isolation	None
Frequency	10 Hz maximum
Sample Period	1.0 second minimum
Discrete Outputs	
Type	Solid-state switch
Switch Rating	28 V dc, 0.2 A maximum
Isolation	3000 V from processor
Reset Action	Output goes to last value or off (software-configurable) on power-up, warm start, or on watchdog time-out.
Pulse Inputs	
Type	High-speed pulse counter inputs, dry contact in low range. Note: Signal must be below 0.3 V to be considered a closed contact, and above 3 V to be considered an open contact.
Frequency	10 kHz maximum
Signal Current	65 μ A in the active (on) state 0 μ A in the inactive (off) state
Filter	Slow pulse input debounce filter. Software-configurable. Filter times from 0.025 to 5 seconds.

Power		
Consumption	176 mW to 2.5 watts based on load.	
Loop Output (per channel)	6-Point I/O Assembly	Software-configurable loop power output at 10 Vdc or 24 Vdc, 200 mA max.
	6-Point I/O Module	24 volts loop output power @ 80 mA maximum.
	Terminals	“LOOP” loop power, “+” positive output, “GND” negative output (common).
Physical		
Dimensions	82.55 mm H by 25.4 mm W by 127 mm L (3.25 in. H by 1.0 in. W by 5.0 in. L)	
Weight	113.4 g (4 oz.)	
Wiring	Size 16 to 24 AWG at the removable terminal block	
Environmental		
Same as the FB107 in which it is installed.		
Approvals		
Same as the FB107 in which it is installed.		

Headquarters:

Emerson Process Management

Remote Automation Solutions
6005 Rogerdale Road
Houston, TX 77072 U.S.A.
T +1 281 879 2699 | F +1 281 988 4445
www.EmersonProcess.com/Remote

Europe:

Emerson Process Management

Remote Automation Solutions
Unit 8, Waterfront Business Park
Dudley Road, Brierly Hill
Dudley UK DY5 1LX
T +44 1384 487200 | F +44 1384 487258
www.EmersonProcess.com/Remote

North American/Latin America:

Emerson Process Management

Remote Automation Solutions
6005 Rogerdale Road
Houston TX USA 77072
T +1 281 879 2699 | F +1 281 988 4445
www.EmersonProcess.com/Remote

Middle East/Africa:

Emerson Process Management

Remote Automation Solutions
Emerson FZE
P.O. Box 17033
Jebel Ali Free Zone – South 2
Dubai U.A.E.
T +971 4 8118100 | F +971 4 8865465
www.EmersonProcess.com/Remote

Asia-Pacific:

Emerson Process Management

Remote Automation Solutions
1 Pandan Crescent
Singapore 128461
T +65 6777 8211 | F +65 6777 0947
www.EmersonProcess.com/Remote

© 2006-2013 Remote Automation Solutions, a business unit of Emerson Process Management. All rights reserved.

Bristol, Inc., Bristol Canada, BBI SA de CV and Emerson Process Management Ltd, Remote Automation Solutions division (UK), are wholly owned subsidiaries of Emerson Electric Co. doing business as Remote Automation Solutions, a business unit of Emerson Process Management. FloBoss, ROCLINK, Bristol, Bristol Babcock, ControlWave, TeleFlow, Helicoid, OpenEnterprise, and METCO are trademarks of Remote Automation Solutions. AMS, PlantWeb and the PlantWeb logo are marks of Emerson Electric Co. The Emerson logo is a trademark and service mark of the Emerson Electric Co. All other marks are property of their respective owners.

The contents of this publication are presented for informational purposes only. While every effort has been made to ensure informational accuracy, they are not to be construed as warranties or guarantees, express or implied, regarding the products or services described herein or their use or applicability. Remote Automation Solutions reserves the right to modify or improve the designs or specifications of such products at any time without notice. All sales are governed by Remote Automation Solutions' terms and conditions which are available upon request. Remote Automation Solutions does not assume responsibility for the selection, use or maintenance of any product. Responsibility for proper selection, use and maintenance of any Remote Automation Solutions product remains solely with the purchaser and end-user.