



ICE International Series: 750 - 2000 VA

International CE marked transformers include IP20 touchproof terminations and copper windings in an encapsulated design. These units range from 750 to 2000 VA with 80°C temperature rise. The design is highly flexible due to the use of the standardized primary coil for multiple worldwide voltage combinations. CE marked and cULus approval make the ICE International Series the perfect choice for OEM export equipment.

Features

- IP20 Touch-Proof terminals
- Copper windings
- Epoxy encapsulated for cooler operation and increased reliability
- 80°C rise temp, 130°C insulation system for harsh, heavy-duty standards
- 50/60 Hz Frequency
- Meets or exceeds electrical requirements of NEMA, ANSI and IEC

Certifications and Compliances

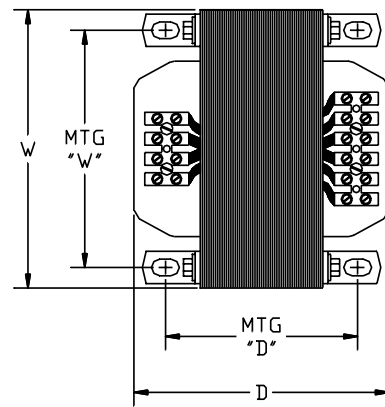
-  Listed: E77014
 - UL 506
 - CSA C22.2 No. 66
-  -IEC 61558-1, IEC 61558-2-2
- RoHS Compliant

Related Products

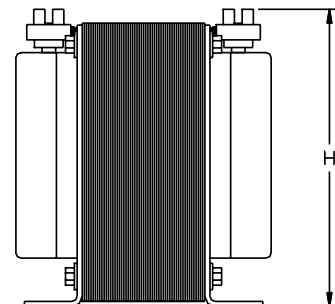
- DIN Rail Power Supplies
- 63 Series Power Conditioners
- Surge Protective Devices



Design Style



Top View

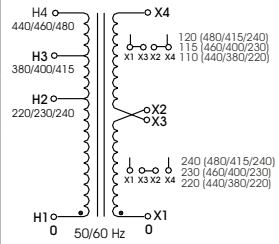


Profile

Selection Tables: International Series

Group 5 – 240/415/480 Volt Primary, 120/240 Volt Secondary, 50/60 Hz 230/400/460 Volt Primary, 115/230 Volt Secondary, 50/60 Hz 220/380/440 Volt Primary, 110/220 Volt Secondary, 50/60 Hz

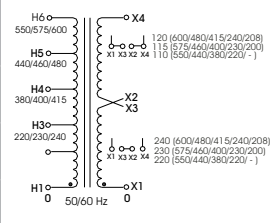
Continuous VA	Instantaneous VA *	Catalog Number	Height in (mm)	Width in (mm)	Depth in (mm)	Mtg Width "W" in (mm)	Mtg Depth "D" in (mm)	Slot Size – inches (mm)	Approx. Ship Weight lbs (kg)
1000	2500	CE1000TH	5.63 (143.0)	6.38 (162.1)	6.00 (152.4)	5.31 (135.0)	4.25 (108.0)	.31 x .69 (7.87 x 17.52)	25 (11.36)
1500	4200	CE1500TH	5.63 (143.0)	6.38 (162.1)	6.75 (171.5)	5.31 (135.0)	5.00 (127.0)	.31 x .69 (7.87 x 17.52)	32 (14.55)
2000	6000	CE2000TH	5.63 (143.0)	6.38 (162.1)	7.75 (196.9)	5.31 (135.0)	6.00 (152.4)	.31 x .69 (7.87 x 17.52)	37 (16.82)



* At 50% PF (Power Factor), 95% Nominal Secondary Voltage.

Group 6 – 208/240/415/480/600 Volt Primary, 120/240 Volt Secondary, 50/60 Hz 200/230/400/460/575 Volt Primary, 115/230 Volt Secondary, 50/60 Hz – /220/380/440/550 Volt Primary, 110/220 Volt Secondary, 50/60 Hz

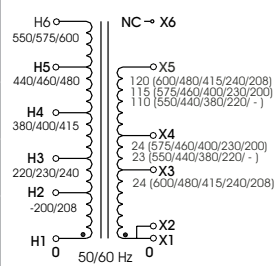
Continuous VA	Instantaneous VA *	Catalog Number	Height in (mm)	Width in (mm)	Depth in (mm)	Mtg Width "W" in (mm)	Mtg Depth "D" in (mm)	Slot Size in (mm)	Approx. Ship Weight lbs (kg)
1000	2500	CE1000MH	5.63 (143.0)	6.38 (162.1)	6.00 (152.4)	5.31 (135.0)	4.25 (108.0)	.31 x .69 (7.87 x 17.52)	25.0 (11.36)
1500	4200	CE1500MH	5.63 (143.0)	6.38 (162.1)	6.75 (171.5)	5.31 (135.0)	5.00 (127.0)	.31 x .69 (7.87 x 17.52)	32.0 (14.55)
2000	6000	CE2000MH	5.63 (143.0)	6.38 (162.1)	7.75 (196.9)	5.31 (135.0)	6.00 (152.4)	.31 x .69 (7.87 x 17.52)	37.0 (16.82)



* At 50% PF (Power Factor), 95% Nominal Secondary Voltage.

Group 7 – 208/240/415/480/600 Volt Primary, 120/ – /24 Volt Secondary, 50/60 Hz 200/230/400/460/575 Volt Primary, 115/24/23 Volt Secondary, 50/60 Hz – /220/380/440/550 Volt Primary, 110/23/- Volt Secondary, 50/60 Hz

Continuous VA	Instantaneous VA *	Catalog Number	Height in (mm)	Width in (mm)	Depth in (mm)	Mtg Width "W" in (mm)	Mtg Depth "D" in (mm)	Slot Size in (mm)	Approx. Ship Weight lbs (kg)
750	1875	CE750MC	5.63 (143.0)	6.38 (162.1)	6.00 (152.4)	5.31 (135.0)	4.25 (108.0)	.31 x .69 (7.87 x 17.52)	25 (11.36)
1000	3000	CE1000MC	5.63 (143.0)	6.38 (162.1)	6.75 (171.5)	5.31 (135.0)	5.00 (127.0)	.31 x .69 (7.87 x 17.52)	32 (14.55)
1500	4500	CE1500MC	5.63 (143.0)	6.38 (162.1)	7.75 (196.9)	5.31 (135.0)	6.00 (152.4)	.31 x .69 (7.87 x 17.52)	37 (16.82)



Notes: 24V output 500 VA maximum load. Fuse holders are not available for these voltage configurations.

* At 50% PF (Power Factor), 95% Nominal Secondary Voltage.