

MPT 064 Metal Protection Tube

Protection tubes of the MPT 064 series serve the protection of sensor cables against mechanical damages. Moreover it's possible to easily and safely mount the protection tubes at the machine by means of cable mounting clips which are standard accessories of the MPT 064.

The MPT 064 is available in various length with various threaded connections that are optional available as oil-proof types.

A further standard accessory is a BIMO bushing to ease access to the adaptation plug of the sensor cable.

Improper protection tube lengths can be cut into the required length with an appropriate tool.

The BIMO bushing can be integrated by cutting the tube at the required position as the tube is delivered in one piece.

Oil-proof threaded connections at both tube ends requires always a BIMO bushing to permit mounting.



MPT 064

Technical Data

Material

Protection tube	Stainless steel (1.4301), DN 14, DIN EN ISO 15465
Screw joint parts	Brass, nickel-plated

Weight

MPT 064	approx. 228 g per meter
Gland set MPT 064/ME	approx. 380 g
Gland set MPT 064/ME-O	approx. 685 g
Gland set MPT 064/PG	approx. 380 g
Gland set MPT 064/PG-O	approx. 670 g

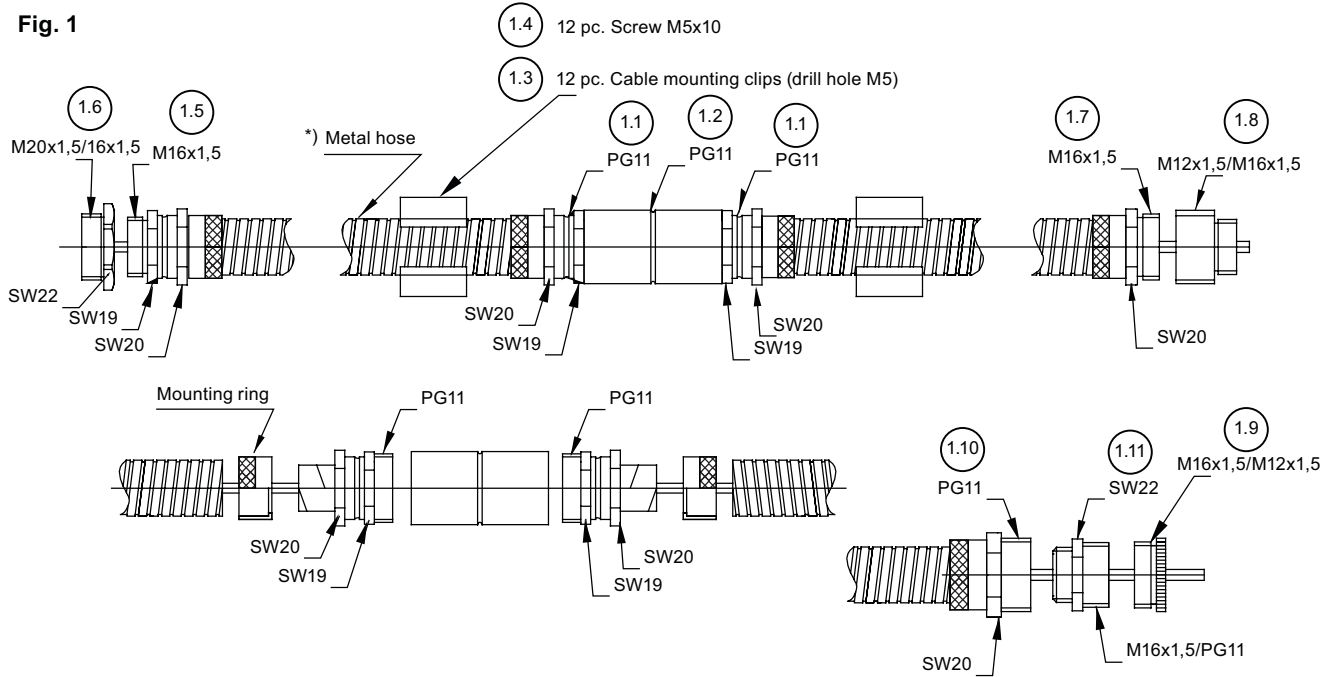
Dimensions

The dimensions for the standard versions can be found in the following drawings.

- Reliable protection of sensor cables against mechanical damages.
- Simply mounting of the protection tube at the machine by means of hose clips, standard accessory of the MPT 064.
- The signal converter CON 011, mounting BOX 030 and the MMS 3000 transmitter are equipped with cable glands for direct connection of the MPT 064.
- Optional are threaded connections for connection directly to a sensor available.

Dimensions

Fig. 1



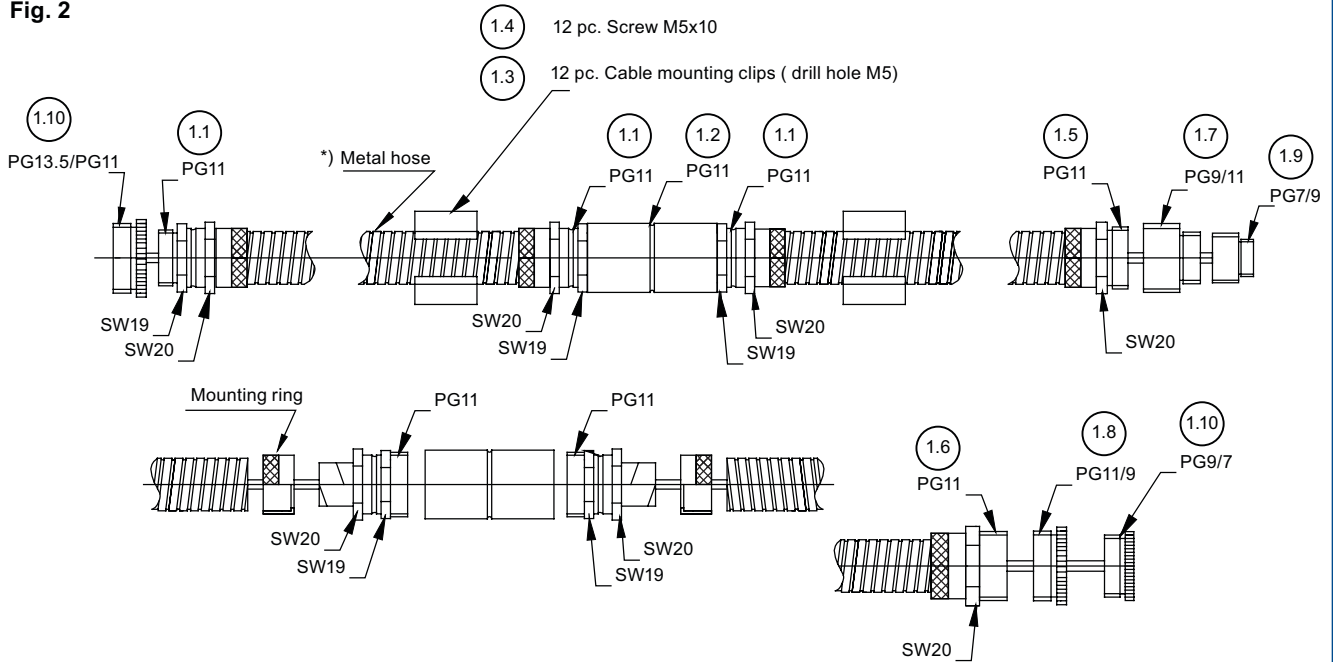
*) The metal protection tube must be ordered separately. It can be cut to the required length and assembled on site by using the BIMO-adapting gland. Fasten BIMO-adapting gland without tool with a max. torque of 2Nm.

Part list

- | | |
|--|-------------------------------------|
| 1.1) Rakkord-gland PG11, outside (part rotatable) | 1.7) Rakkord-gland M16x1.5, outside |
| 1.2) BIMO-adapting gland PG11, inside | 1.8) Extension M12x1.5/M16x1.5 |
| 1.3) Cable mounting clips | 1.9) Reducer M16x1.5/M12x1.5 |
| 1.4) Screw M5x10 | 1.10) Rakkord-gland PG11, inside |
| 1.5) Rakkord-gland M16x1.5, outside (part rotatable) | 1.11) Adapter M16x1.5/PG11 |
| 1.6) Reducer M20x1.5/M16x1.5 | |

MPT064-ME

Fig. 2



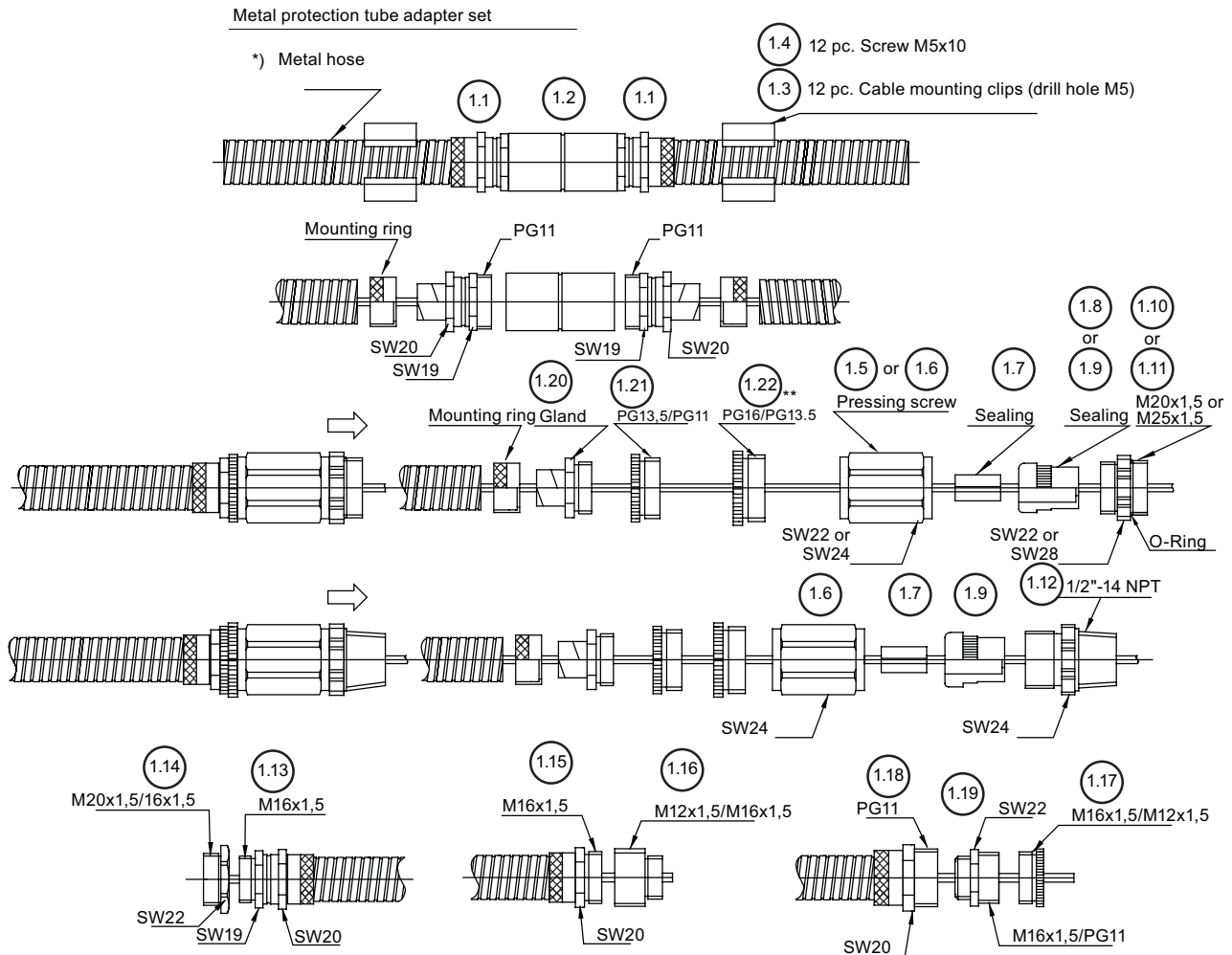
*) The metal protection tube must be ordered separately. It can be cut to the required length and assembled on site by using the BIMO-adapting gland. Fasten BIMO-adapting gland without tool with a max. torque of 2Nm.

Part list

- | | |
|---|---------------------------|
| 1.1) Rakkord-gland PG11, outside (part rotatable) | 1.7) Extension PG9/PG11 |
| 1.2) BIMO-adapting gland PG11, inside | 1.8) Reducer PG11/PG9 |
| 1.3) Cable mounting clips | 1.9) Extension PG7/PG9 |
| 1.4) Screw M5x10 | 1.10) Reducer PG9/PG7 |
| 1.5) Rakkord-gland PG11, outside | 1.11) Reducer PG13.5/PG11 |
| 1.6) Rakkord-gland PG11, inside | |

MPT064-PG

Fig. 3



*) The metal protection tube must be ordered separately. It can be cut to the required length and assembled on site by using the BIMO-adapting gland. Fasten BIMO-adapting gland without tool with a max. torque of 2Nm.

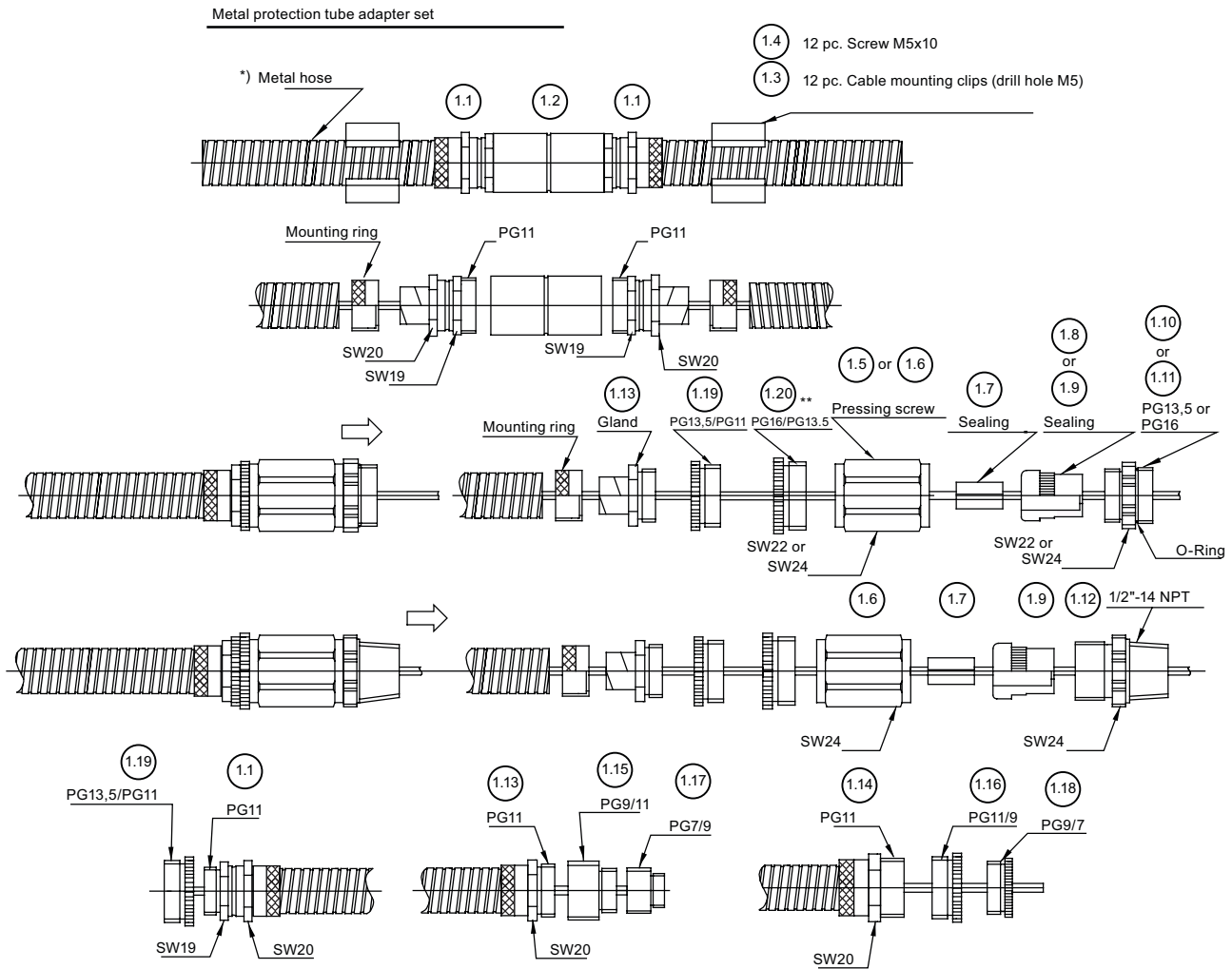
**) Only required if M25x1.5 cable gland is used.

Part list

- | | |
|---|---|
| 1.1) Rakkord-gland PG11, outside (part rotatable) | 1.12) Double gland 1/2"14 NPT |
| 1.2) BIMO- adapting gland PG11, inside | 1.13) Rakkord-gland M16x1.5, outside (part rotatable) |
| 1.3) Cable mounting clip | 1.14) Reducer M20x1.5/M16x1.5 |
| 1.4) Screw M5x10 | 1.15) Rakkord-gland M16x1.5, outside |
| 1.5) Pressing screw PG13.5 | 1.16) Extension M12x1.5/M16x1.5 |
| 1.6) Pressing screw PG16 | 1.17) Reducer M16x1.5/M12x1.5 |
| 1.7) Sealing FKM (Viton) | 1.18) Rakkord-gland PG11, inside |
| 1.8) Sealing TPE-V | 1.19) Adaptor PG11/M16x1.5 |
| 1.9) Sealing TPE-V for PG16-gland | 1.20) Rakkord-gland PG11, outside |
| 1.10) Double gland M20x1.5 | 1.21) Reducer PG13.5/PG11 |
| 1.11) Double gland M25x1.5 | 1.22) Reducer PG16/PG13.5 |

MPT064-ME-O

Fig. 4



*) The metal protection tube must be ordered separately. It can be cut to the required length and assembled on site by using the BIMO-adapting gland. Fasten BIMO-adapting gland without tool with a max. torque of 2Nm.

***) Only required if PG16 cable gland is used.

Part list

- | | |
|---|-----------------------------------|
| 1.1) Rakkord-gland PG11, outside (part rotatable) | 1.11) Double gland PG16 |
| 1.2) BIMO-adapting gland PG11, inside | 1.12) Double gland 1/2"14 NPT |
| 1.3) Cable mounting clips | 1.13) Rakkord-gland PG11, outside |
| 1.4) Screw M5x10 | 1.14) Rakkord-gland PG11, inside |
| 1.5) Pressing screw PG13.5 | 1.15) Extension PG9/PG11 |
| 1.6) Pressing screw PG16 | 1.16) Reducer PG11/PG9 |
| 1.7) Sealing FKM (Viton) | 1.17) Extension PG7/PG9 |
| 1.8) Sealing TPE-V | 1.18) Reducer PG9/PG7 |
| 1.9) Sealing TPE-V for PG16-gland | 1.19) Reducer PG13.5/PG11 |
| 1.10) Double gland PG13.5 | 1.20) Reducer PG16/PG13.5 |

MPT064-PG-O

Ordering Information

JDE and Oracle Part Number	Description
MPT064/000	MPT 064 Metal Protection Tube, 4M Tube
MPT064/010	MPT 064 Metal Protection Tube, 5M Tube
MPT064/020	MPT 064 Metal Protection Tube, 6M Tube
MPT064/040	MPT 064 Metal Protection Tube, 8M Tube
MPT064/060	MPT 064 Metal Protection Tube, 10M Tube
MPT064/070	MPT 064 Metal Protection Tube, 20M Tube
MPT064/090	MPT 064 Metal Protection Tube, 40M Tube
MPT064/2120-00003	MPT 064 Metal Protection Tube, Gland M10X1
MPT064/2158-40016	MPT 064 Metal Protection Tube, Gland M18X1,5
MPT064/ME	MPT 064 Metal Protection Tube, Gland Set Metric
MPT064/ME-O	MPT 064 Metal Protection Tube, Gland Set Metric, Oil Proof
MPT 064/PG	MPT 064 Metal Protection Tube, Gland Set PG
MPT 064/PG-O	MPT 064 Metal Protection Tube, Gland Set PG, Oil Proof

A complete MPT 064 consists of a protection tube and a threaded connection set. Ordering example for a standard MPT064: MPT064/000 (4m protection tube) with MPT064/ME (threaded connection metric).

The threaded connections M10x1 (MPT064/2120-00003) and M18x1.5 (MPT064/2158-40016) are for direct connection to sensor sleeves.

**Emerson Process Management
Reliability Solutions**
835 Innovation Drive
Knoxville, TN 37932
T (865) 675-2400

©2014, Emerson Process Management.

The contents of this publication are presented for informational purposes only, and while every effort has been made to ensure their accuracy, they are not to be construed as warranties or guarantees, express or implied, regarding the products or services described herein or their use or applicability. All sales are governed by our terms and conditions, which are available on request. We reserve the right to modify or improve the designs or specifications of our products at any time without notice.

All rights reserved. Machinery Health is a mark of one of the Emerson Process Management group of companies. The Emerson logo is a trademark and service mark of Emerson Electric Co. All other marks are the property of their respective owners.