

44-2300 Series

Regulators - Relief / Backpressure

D44231774X012

Specifications

For other materials or modifications, please consult TESCOM.

OPERATING PARAMETERS

Pressure rating per criteria of ANSI/ASME B31.3

Controlled Pressure Ranges

0-25, 0-50, 0-100, 0-250 psig
0-1.7, 0-3.4, 0-6.9, 0-17.2 bar

Design Proof Pressure

150% maximum rated

Leakage

Internal: Bubble-tight

External: Design to meet $< 2 \times 10^{-8}$ atm cc/sec He

Operating Temperature

-40°F to 140°F / -40°C to 60°C

Flow Capacity

$C_v = 0.08$

Maximum Operating Torque

30 in-lbs / 3.4 N•m

MEDIA CONTACT MATERIALS

Body

316 Stainless Steel, Brass, or Monel

Bonnet

300 Series Stainless Steel, Brass

Seat

CTFE

Diaphragm

316 Stainless Steel or Elgiloy®

Remaining Parts

316 Stainless Steel, Monel (for Monel body)

OTHER

Cleaning

CGA 4.1 and ASTM G93

Weight (without gauges)

2 lbs / 0.9 kg

Elgiloy® is a registered trademark of Elgiloy Corp.



TESCOM 44-2300 Series is a compact, lightweight, single-stage backpressure regulator for specialty, flammable, and industrial gas flows of less than 4 SCFM / 113 SLPM. Diffusion-resistant metal diaphragm seal ensures gas purity and integrity.

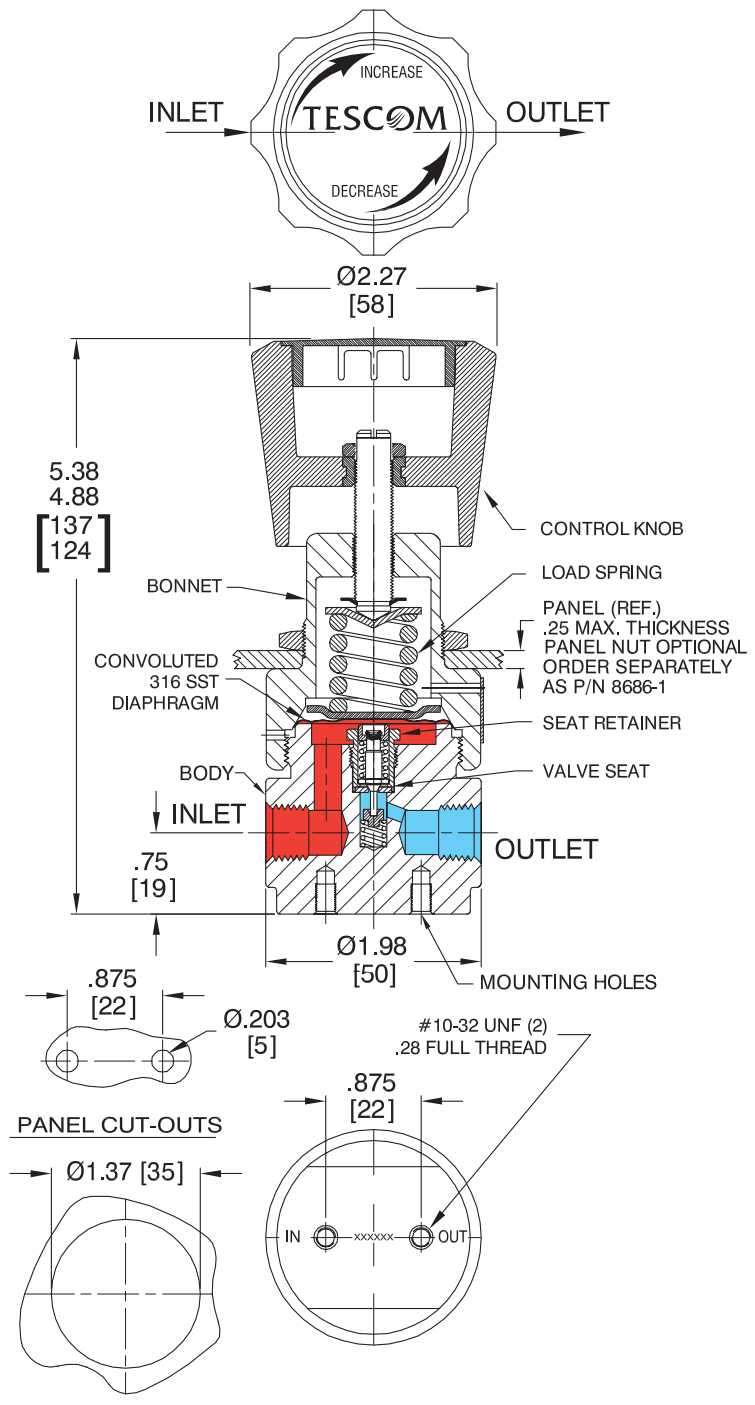
Applications

- Analytical systems
- Gas sampling
- Pilot plants
- OEM packages
- R & D laboratories

Features and Benefits

- Reduces contamination and provides accurate regulation of corrosive or non-corrosive gases
- Convolute metal-to-metal sealed diaphragm
- Close pressure differential between crack and reseal
- Compact and economical
- Dome loading is optional
- Panel mounting is available

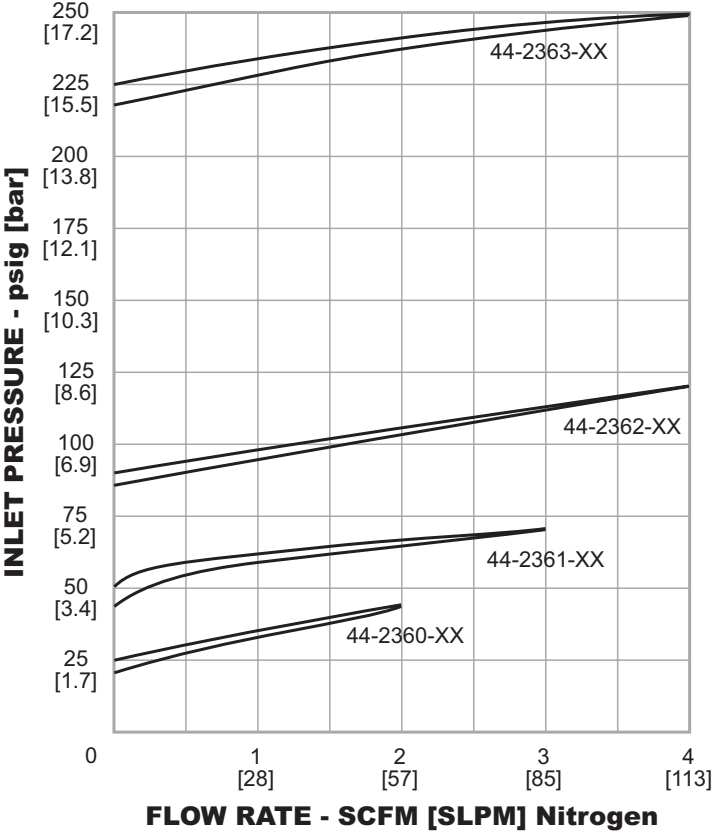
44-2300 Series Regulator Drawing



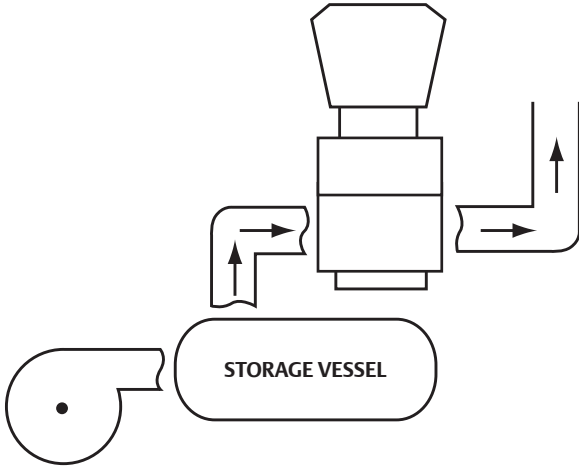
All dimensions are reference & nominal
Metric [millimeter] equivalents are in brackets

44-2300 Series Regulator Flow Chart

For more information on how to read flow curves, please refer to the Flow Curves and Calculations document (debul2007x012) in the TESCOM catalog or on www.tescom.com.



44-2300 Typical Application



44-2300 Series Regulator Part Number Selector



Learn more about common options.

For modifications, repair kits and accessories, contact factory.

Example for selecting a part number:

44-23		6		3	-	2	4
BASIC SERIES	BODY MATERIAL	DIAPHRAGM	SPRING	REMAINING PARTS	CONTROLLED PRESSURE RANGES	INLET AND OUTLET PORT TYPE	INLET AND OUTLET PORT SIZE
44-23	1 – Brass	316 Stainless Steel	316 Stainless Steel	316 Stainless Steel	0 – 0-25 psig 1.7 bar	2 – NPTF	4 – 1/4"
	6 – 316 Stainless Steel	316 Stainless Steel	316 Stainless Steel	316 Stainless Steel	1 – 0-50 psig 3.4 bar		
	9 – Monel	Elgiloy®	Elgiloy®	Monel	2 – 0-100 psig 6.9 bar		
					3 – 0-250 psig 17.2 bar		



WARNING! Do not attempt to select, install, use or maintain this product until you have read and fully understood the *TESCOM Safety, Installation and Operation Precautions*.

D44231774X012 © 2012, 2017 Emerson Process Management Regulator Technologies, Inc. All rights reserved. 08/2017.
 Tescom, Emerson Process Management, and the Emerson Process Management design are marks of one of the Emerson Process Management group of companies. All other marks are the property of their respective owners.