

REVISIONS						
REV	ECN	DESCRIPTION OF CHANGE	DRAWN	CHKD	APVD	DATE

GENERAL NOTES (UNLESS OTHERWISE SPECIFIED)

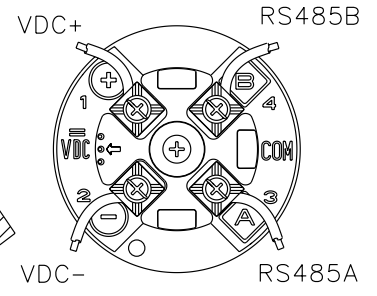
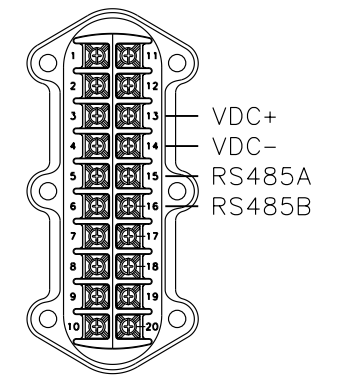
Transmitter:

3700

3700 IS TERMINAL (BLUE)

4-WIRE IS Cable
1000 ft [300 m]
(maximum cable length)

CUSTOMER SUPPLIED CABLE
MAXIMUM LENGTH:
1000 ft (300m) OF 18 AWG(0.8 mm²)
300 ft (100m) OF 22 AWG(0.35 mm²)



9-WIRE Remote Core Processor
(supplied with transmitter)

Sensor Terminals:

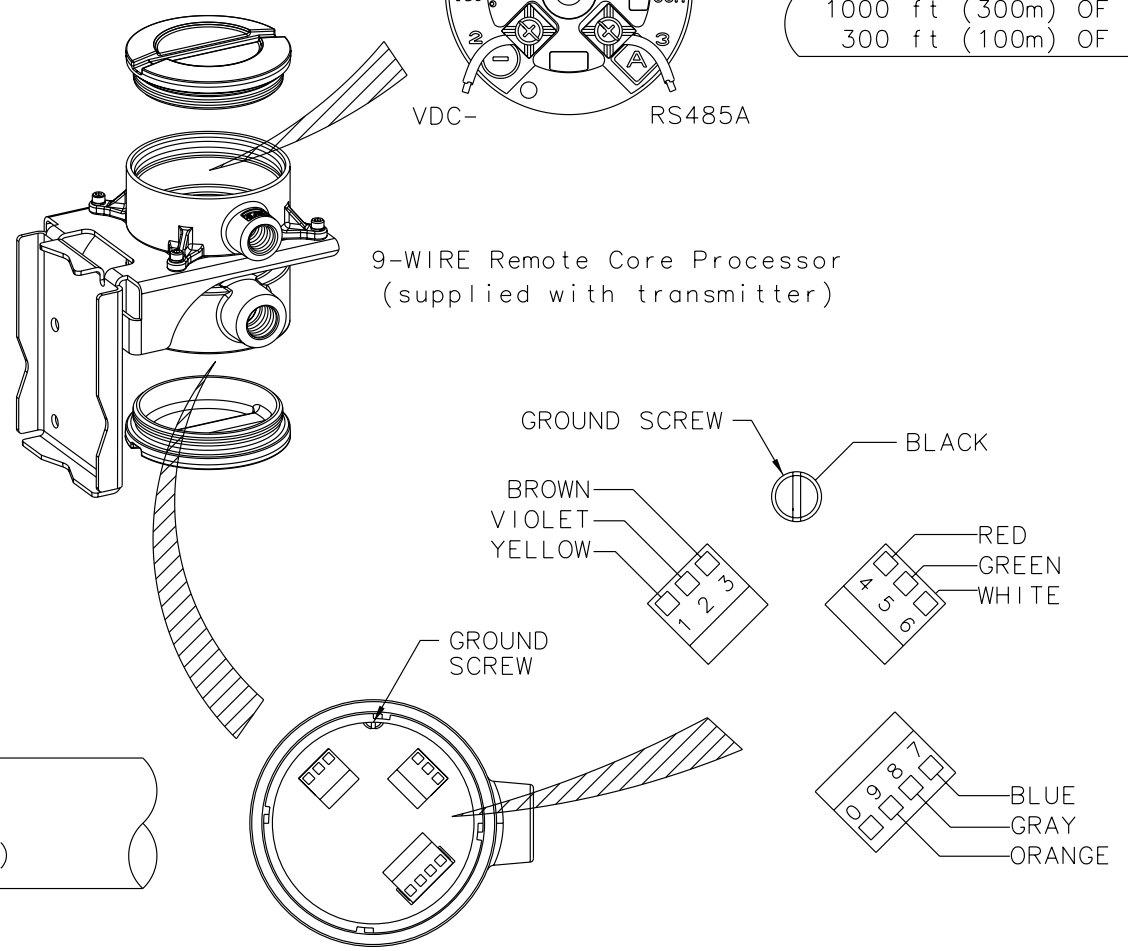
Sensor Models:

- | | | |
|-------|-------|-------|
| DH025 | DL025 | DS150 |
| DH038 | DL050 | DS300 |
| DH100 | DL065 | |
| DH150 | DL100 | |
| DH300 | DL200 | |

- 1 Brown
- 2 Red
- 3 Orange
- 4 Yellow
- 5 Green
- 6 Blue
- 7 Violet
- 8 Gray
- 9 White

9-WIRE IS Cable
60 ft [18 m]
(maximum cable length)

NOTE:
Prepare IS Cable per the instructions provided with the cable.



ITEM	DESCRIPTION	PART OR REF. NO.	MATL. OR MFR	QTY.
		MICRO MOTION, INC. BOULDER, COLORADO		
		WIRING, D/DL TO 3700		
		THIRD ANGLE PROJECTION		
NAME	DATE	SIZE	DWG. NO.	REV.
DRAWN LLR	12/18/03	D	EW-20001940	B
CHKD. JLA	1/5/04	SCALE NONE	DO NOT SCALE DRAWING	SHEET 1 OF 1
APVD. JLA	1/5/04			

COPYRIGHT 2005 MICRO MOTION, INC.
ALL RIGHTS RESERVED