

REVISIONS						
REV	ECN	DESCRIPTION OF CHANGE	DRAWN	CHKD	APVD	DATE

GENERAL NOTES (UNLESS OTHERWISE SPECIFIED)

3500
IS CONNECTOR

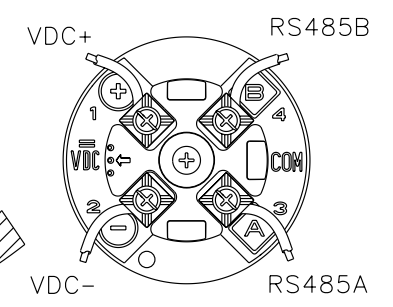
Transmitter:

3500

	c	a	
	2	2	
VDC+	4	4	VDC-
RS485A	6	6	RS485B
	8	8	
	10	10	
	12	12	
	14	14	
	16	16	
	18	18	
	20	20	
	22	22	
	24	24	
	26	26	
	28	28	
	30	30	
	32	32	

4-WIRE IS Cable
1000 ft [300 m]
(maximum cable length)

CUSTOMER SUPPLIED CABLE
MAXIMUM LENGTH:
1000 ft (300m) OF 18 AWG(0.8 mm²)
300 ft (100m) OF 22 AWG(0.35 mm²)



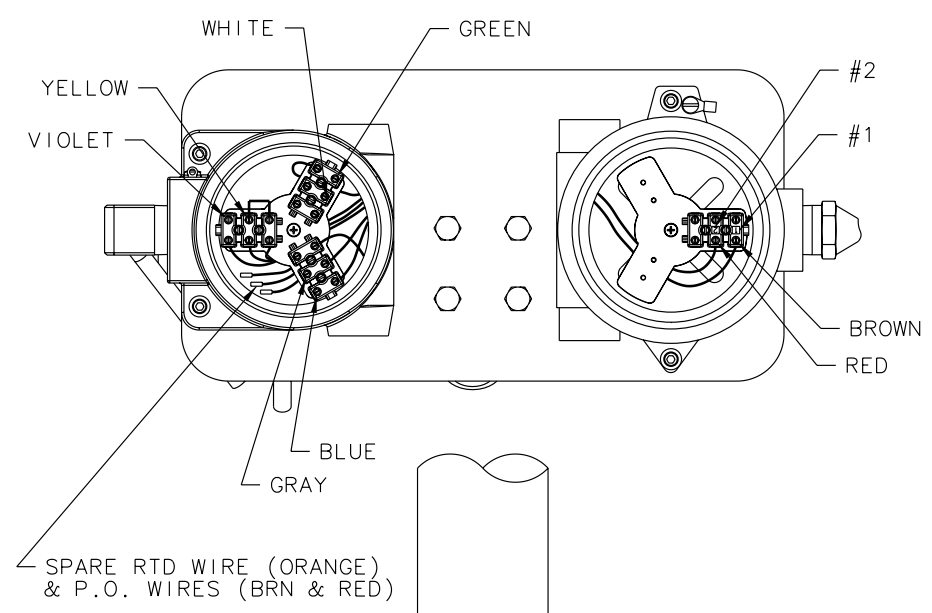
9-WIRE Remote Core Processor
(supplied with transmitter)

J-Box Terminals:

Sensor Type:

DS600S****P

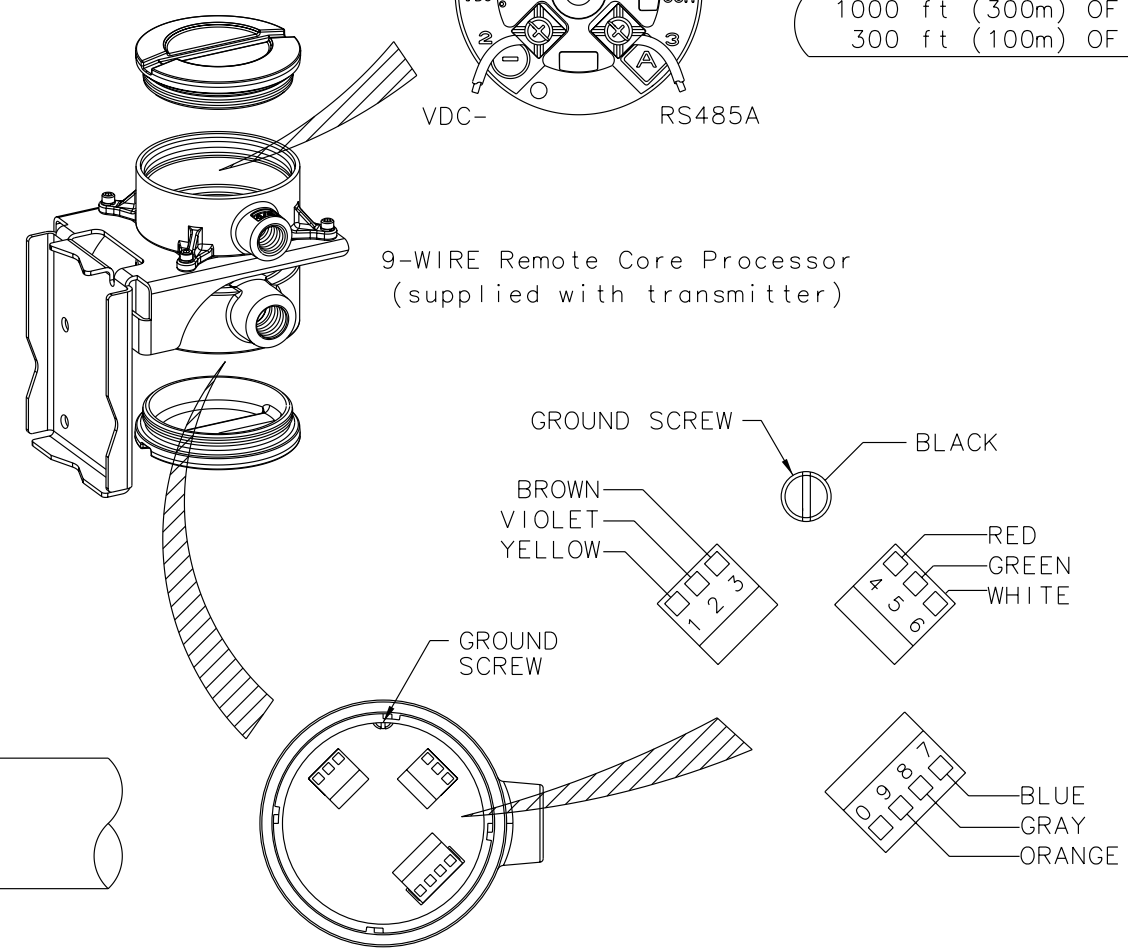
Sensor Junction Box



9-WIRE IS Cable
60 ft [18 m]
(maximum cable length)

NOTE:
Prepare IS Cable per the
instructions provided with
the cable.

VALID FOR APPROVAL CODES:
- Micro Motion Standard General Purpose



ITEM	DESCRIPTION	PART OR REF. NO.	MATL. OR MFR.	QTY.
		MICRO MOTION, INC. BOULDER, COLORADO		
		WIRING, DS600 RMT JBOX TO 3500		
NAME	DATE	SIZE	DWG. NO.	REV.
DRAWN LLR	12/18/03	D	EW-20001935	A
CHKD. JLA	1/5/04	SCALE NONE	DO NOT SCALE DRAWING	SHEET 1 OF 1
APVD. JLA	1/5/04			

COPYRIGHT 2004 MICRO MOTION, INC.
ALL RIGHTS RESERVED