

8

7

6

5

4

3

2

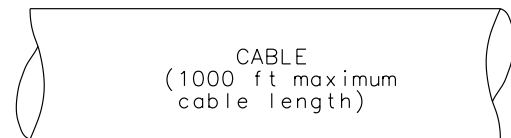
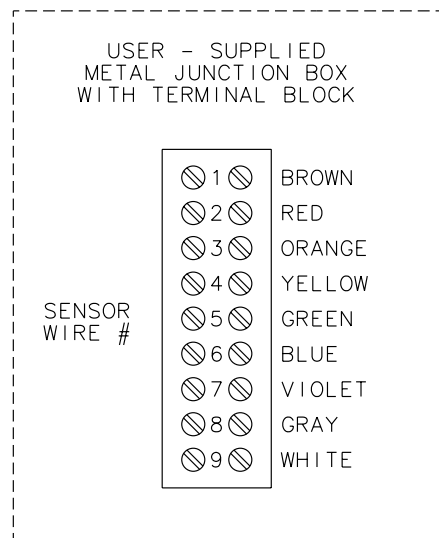
1

GENERAL NOTES (UNLESS OTHERWISE SPECIFIED)

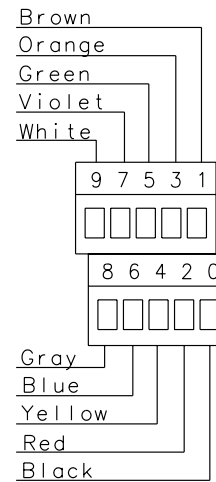
REVISIONS						
REV	ECN	DESCRIPTION OF CHANGE	DRAWN	CHKD	APVD	DATE

Sensor Terminals:

DT065
DT100
DT150



Model RFT9739D or RFT9739E Terminals



D

D

C

C

B

B

A

A

8

7

6

5

4

3

2

1

COPYRIGHT 2005 MICRO MOTION, INC. ALL RIGHTS RESERVED

ITEM	DESCRIPTION	PART OR REF. NO.	MATL. OR MFR	QTY.
			MICRO MOTION, INC. BOULDER, COLORADO	
	THIRD ANGLE PROJECTION		WIRING, RFT9739 D&E TO DT	
DRAWN	JLA	8/6/96	SIZE DWG. NO.	REV.
CHKD.	JLA	9/16/96	D EW-3001326	D
APVD.	JLA	9/16/96	SCALE NONE DO NOT SCALE DRAWING	SHEET 1 OF 1