


# Paine 210-60-090 Series Pressure Transducer

mV/V, Differential, +121 °C, Ranges to 5,000 PSID (344 BAR)



The 210-60-090 Series is unique because of its small size. With two separate sensing elements to measure the pressure at the input ports, the 210-60-090 Series provides an output directly proportional to the pressure difference at the two ports. It is well suited for differential pressure measurement at full system pressure in applications such as actuator position feedback from servo valves to automotive and aviation testing environments. The 210-60-090 Series is designed to provide accurate and dependable differential measurements and has a very low thermal shift of  $\pm 0.01\%$  of full scale per °F in the toughest environments.

## Solutions

- High Shock and Vibration Design
- **Port Adapters Available.**
- Compact Size.



## Potential Applications

- Test Stands & Measurements.
- Robotic Hydraulic Controls.
- Industrial Process Systems.
- Positioning Systems.
- Valve Pressure Control.

## Features

- **Thermal Zero Shift:**  $\pm 0.01\%$  of Full Scale (F.S.) per °F maximum.
- **Thermal Sensitivity Shift:**  $\pm 0.01\%$  of Full Scale per °F maximum.
- **Output:** mV/V.
- **Operating Temperature:** -65 °F to +250 °F (-53 °C to +121 °C).
- **Pressure Range:** 0-500 to 0-5,000 psid (34 to 344 bar).
- **Operating Media:** Any compatible with 300 series CRES, Buna-N-Rubber, 2024-T351 AL and 15-5 PH CRES.
- **Pressure Fitting:** Manifold mounting per MIL-G-5514, Type II, Class 2. O-rings (2) MS28775-008 are supplied with each transducer.

## Specifications

**Calibration:** Calibration Certificates are supplied with each unit and available on-line.

## Performance

**Thermal Zero Shift:**  $\pm 0.01\%$  of Full Scale (F.S.) per °F maximum.

**Thermal Sensitivity Shift:**  $\pm 0.01\%$  of Full Scale per °F maximum.

**Full scale (F.S.) Sensitivity:** P1=2.0 mV/V  $\pm 10\%$ , P2=P1  $\pm 2.0\%$  of P1.

**Output at Zero Differential Pressure:**  $0 \pm 5\%$  F.S.

**Static Error Band (Non-Linearity and Hysteresis Combined):** See “Pressure table” on page 3.

**Repeatability:** Within  $\pm 0.10\%$  of F.S.

## Environmental

**Environmental:** Error due to combined effect of shock, vibration and acceleration shall be less than 0.01% of F.S. per G.  
**Acceleration:** 20 G's per MIL-G-810, method 513.1, Procedure I.

**Vibration:** 20 G's per MIL-STD-810, method 514.1, Procedure.

**Shock:** 30 G's Per Mil-Std-810, Method 516.1, Procedure IV.

**Operating Temperature Range:** -65 °F to +250 °F (-53 °C to +121 °C).

**Compensated Temperature Range:** -25 °F to +250 °F (-31 °C to +121 °C).

## Contents

Specifications..... 2      Dimensional Drawings ..... 4

## Mechanical

**Pressure Range:** Contact factory for additional pressure ranges.

Pressure table				
Standard Part Number	Pressure Range PSID (BAR)	Proof Pressure PSID (BAR)	Burst Pressure PSID (BAR)	Static Error Band (BSLM)
210-60-090-01	± 500 (34)	± 750 (51)	± 1,250 (86)	± 0.35% F.S.
210-60-090-02	± 1,000 (68)	± 1,500 (103)	± 2,500 (172)	± 0.35% F.S.
210-60-090-03	± 1,500 (103)	± 2,250 (115)	± 3,750 (258)	± 0.25% F.S.
210-60-090-04	± 2,000 (137)	± 3,000 (206)	± 5,000 (344)	± 0.25% F.S.
210-60-090-05	± 2,500 (172)	± 3,750 (258)	± 6,250 (430)	± 0.25% F.S.
210-60-090-06	± 3,000 (206)	± 4,500 (310)	± 7,500 (517)	± 0.25% F.S.
210-60-090-07	± 3,500 (241)	± 5,250 (361)	± 8,750 (603)	± 0.25% F.S.
210-60-090-08	± 4,000 (275)	± 6,000 (413)	± 10,000 (689)	± 0.25% F.S.
210-60-090-09	± 5,000 (344)	± 7,500 (517)	± 12,500 (861)	± 0.25% F.S.

**Operating Media:** Any compatible with 300 series CRES, Buna-N-Rubber, 2024-T351 AL and 15-5 PH CRES.

**Pressure Fitting:** Manifold mounting per MIL-G-5514, Type II, Class 2. O-rings (2) MS28775-008 are supplied with each transducer.

## Electrical

**Excitation:** 10 VDC.

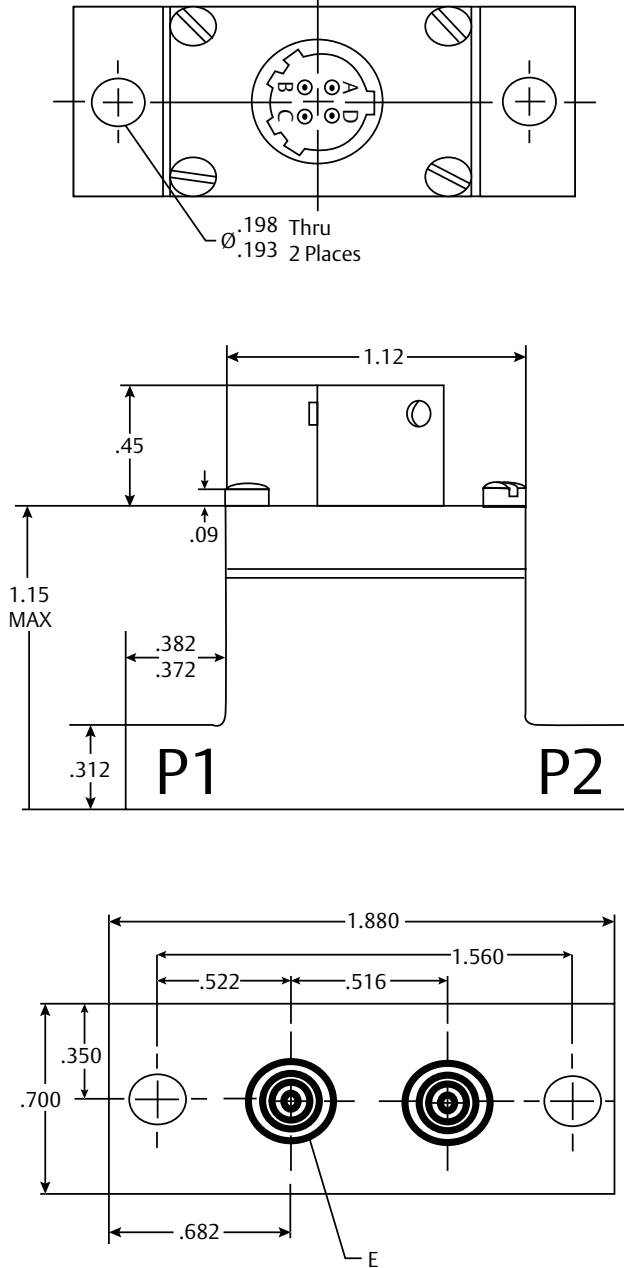
**Input Resistance:**  $350 \pm 70 \Omega$

**Output Resistance:**  $350 \pm 35 \Omega$

**Electrical Connections:** 4 Pin bayonet locking electrical connector. Mates with MS3116-8-4S. (Paine P/N: 247-99-100-01 sold separately).

# Dimensional Drawings

Figure 1. 210-60-090 Series



Connections	
PIN	Function
A	+ Excitation
B	+ Signal <sup>(1)</sup>
C	- Signal <sup>(1)</sup>
D	- Excitation

1. Polarity as shown when pressure at P1 is greater than pressure at P2.

A-D. See Connections Table


E. Pressure port, 2 places per MIL-P-5514 Type II class 2 (Static Face Seal) for use with MS 28775-008 size for media compatible O-ring. Dimensions are in inches.


This page is intentionally left blank.


**Rosemount Specialty Product LLC**


**Emerson Process Management**

5545 Nelpar Drive  
East Wenatchee, WA 98822, USA

 +1 509 881 2100


 +1 509 881 2115


 Paine.Products@Emerson.com

 [Linkedin.com/company/Emerson-Process-Management](https://www.linkedin.com/company/Emerson-Process-Management)

 [Twitter.com/Rosemount\\_News](https://twitter.com/Rosemount_News)

 [Facebook.com/Rosemount](https://www.facebook.com/Rosemount)

 [Youtube.com/user/RosemountMeasurement](https://www.youtube.com/user/RosemountMeasurement)

 [Google.com/+RosemountMeasurement](https://plus.google.com/+RosemountMeasurement)

Standard Terms and Conditions of Sale can be found at:  
[EmersonProcess.com/Rosemount](https://www.EmersonProcess.com/Rosemount)

The Emerson logo is a trademark and service mark of Emerson Electric Co.  
The Paine brand and Paine logotype are trademarks of Emerson Electric Co.  
All other marks are the property of their respective owners.  
© 2016 Emerson Process Management. All rights reserved.