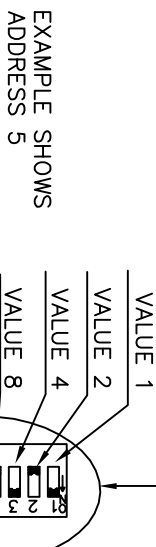


Product Discontinued

- ① GREEN LED INDICATES POWER GOOD
- YELLOW LED INDICATES COMMUNICATION
- RED LED INDICATES GROUND FAILURE

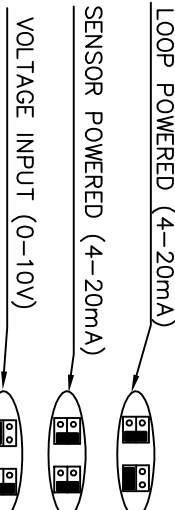
FACTORY SET



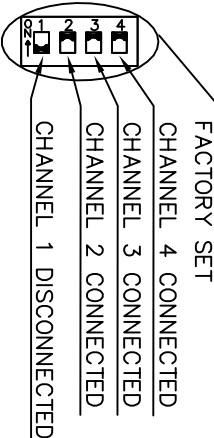
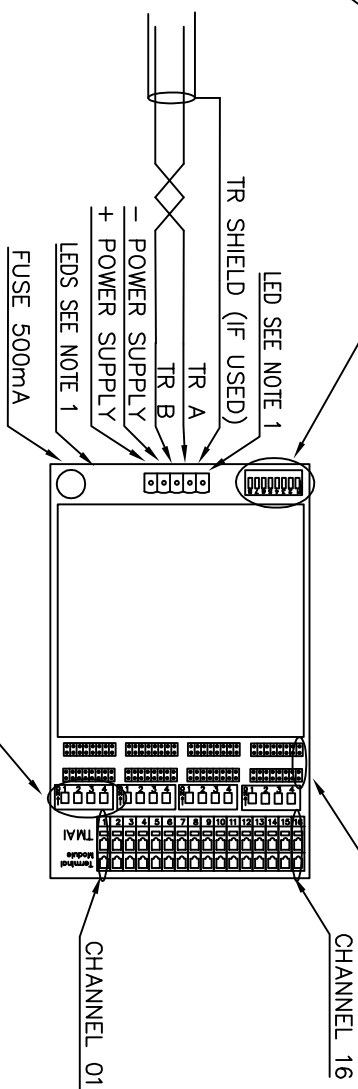
COMMUNICATION INDICATION "ON"
 TERMINATION SET=ON ONLY
 ON LAST MODULE IN CHAIN.

FACTORY SET

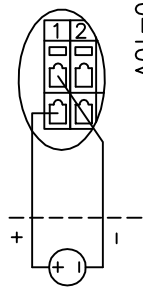
THE POSSIBLE JUMPER SELECTIONS FOR EACH CHANNEL



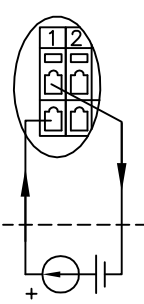
WARNING! NO OTHER COMBINATIONS ALLOWED
 NOTE: TWO GROUPS OF FOUR PINS PER CHANNEL



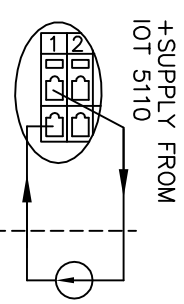
EXAMPLE:
 VOLTAGE INPUT
 0-10V



EXAMPLE:
 CURRENT INPUT, SENSOR POWERED
 4-20mA



EXAMPLE:
 CURRENT INPUT, LOOP POWERED
 4-20mA



ISSUED BY	WEEK	PRODUCT CODE	TITLE	ACAD	INSTALLATION DRAWING TITLE
GSP-AJ	0306	REX			EL. INST. DWG.
APPROVED BY	WEEK	ORIGINAL DWG NO.	SCALE		IOT 5110-REX
GST-OE	0306	9240	1:2		
ROSEMOUNT					
Tank Gauging					
1 ST ANGLE	DOC TYPE	DWG NO.	ISSUE	SHEET	
	3	9261	065-052	2	1/1

THE COMPANY ASSUMES NO RESPONSIBILITY FOR THE ACCURACY OF THE INFORMATION CONTAINED HEREIN. THE USER SHALL BE RESPONSIBLE FOR VERIFYING THE ACCURACY OF THE INFORMATION CONTAINED HEREIN. THE COMPANY ASSUMES NO RESPONSIBILITY FOR THE ACCURACY OF THE INFORMATION CONTAINED HEREIN. THE USER SHALL BE RESPONSIBLE FOR VERIFYING THE ACCURACY OF THE INFORMATION CONTAINED HEREIN.