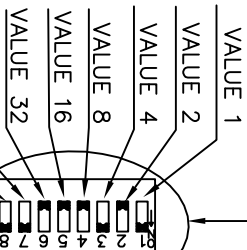


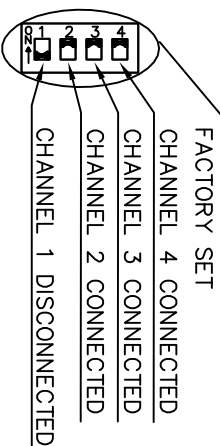
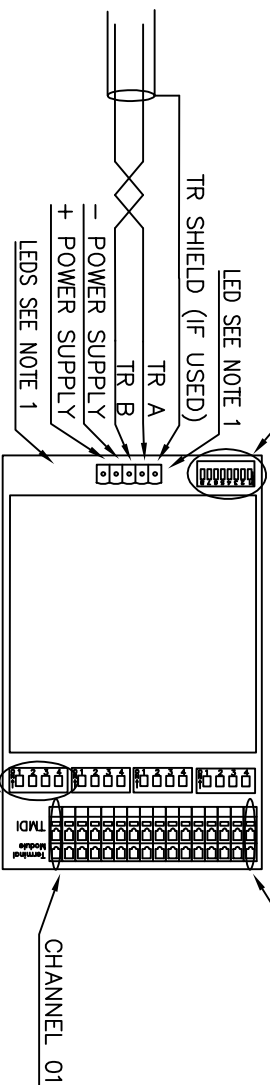
FACTORY SET



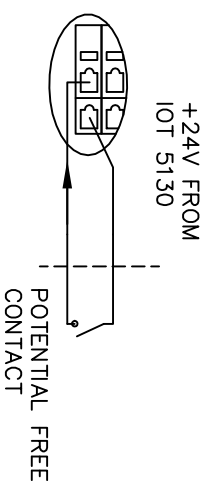
EXAMPLE SHOWS ADDRESS 5



COMMUNICATION INDICATION "ON"
TERMINATION SET=ON ONLY ON LAST MODULE IN CHAIN.



EXAMPLE:
DIGITAL INPUT



- 1 GREEN LED INDICATES POWER GOOD
- YELLOW LED INDICATES COMMUNICATION
- RED LED INDICATES GROUND FAILURE

ISSUED BY	WEEK	PRODUCT CODE	TITLE	ACAD	INSTALLATION DRAWING TITLE
GSP-AJ	0306	REX			EL. INST. DWG.
APPROVED BY	WEEK	ORIGINAL DWG NO.	SCALE		IOT 5130-REX
GST-OE	0306	9240 06-938	1:2		
ROSEMOUNT		DOC TYPE	DWG NO.	1 ST ANGLE	ISSUE SHEET
Tank Gauging		2	9261 065-054	2	1/1

THE DESIGN/RESPONSIBILITY OF THIS DOCUMENT IS OURS. WE WILL NOT BE HELD RESPONSIBLE FOR THE CONSEQUENCES OF THIS DOCUMENT BEING USED WITHOUT OUR AUTHORIZATION OR SUBJECT TO THE KNOWLEDGE OF A THIRD PARTY. COMMUNICATION WILL BE PROSECUTED. ROSEMOUNT TANK GAUGING AB, SWEDEN.