


Data sheet

Sheet No.: BHHF 1.01 RevA

Date: October 2010

BHHF

Hydraulic single-acting balanced rotary actuator 90° (quarter-turn) fail-safe



Control equipment:

The BHHF actuators are designed for pipe connection to the G 1/4 actuator port. For further information please see separate data sheets for the whole range of blocks and other actuator mounted control components. (Interface for Cetop 3 valves).

Classification:

Meets requirements from the major classification and approval authorities like:

Det norske Veritas	Russian Register of Shipping
ATEX	Bureau Veritas
Lloyd's Register of Shipping	Germanischer Lloyd
American Bureau of Shipping	U.S. Coast Guard
RINA	IP68 Water Ingress Protection

Manufacture:

The BHHF actuators are manufactured in accordance with the guidelines for quality system stated in the ISO standard. After assembly each actuator is flushed according to ISO 4406 19/16 standard and plugged. Flushing according to ISO 4406 16/13 standard can be performed on request.

Main data:

Temperature range:	-20°C to +80°C, (-5°F to +180°F) seals NBR (other temp. ranges on request)
Housing:	GGG 40 (Ductile Iron)
Piston:	GGG 40 (Ductile Iron)
Output shaft:	SS 2142 (Alloy Steel)
Indicator shaft:	AISI 316 (Stainless Steel)
Intermediate flange:	St 52-3 (Carbon Steel)
Adapter:	SS 2142 (Alloy Steel)
Coating:	Primer: Min. 40 micron, type Hempel EE 13140 Top coat: min. 25 micron alkyd, orange RAL2002

Operating restrictions:

Please observe specific rules and demands from the classification societies and authorities concerning operating pressure and temperature range. (Example - ABS: Max. operating pressure = 20% of burst pressure.) For extreme cycle speeds, loads and lifetime expectations please consult manufacturer.

BETTIS[™]

www.Bettis.com

Copyright © Emerson Process Management. The information in this document is subject to change without notice.

Updated data sheets can be obtained from our website www.bettis.com or from your nearest Valve Automation Center.

USA: +1 281 727 5300 Europe: +31 74 256 1010 Asia-Pacific: +65 6501 4600


EMERSON[™]
Process Management

Data sheet

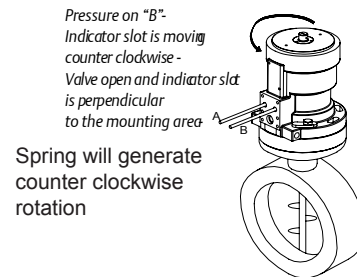
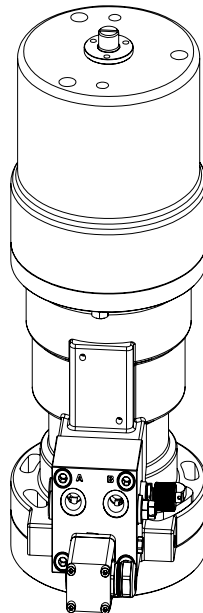
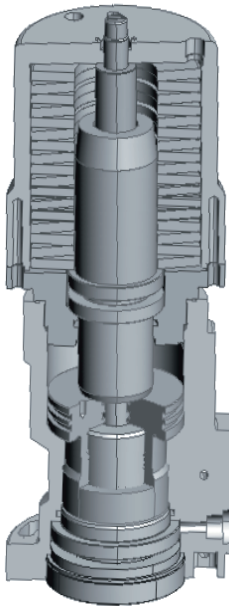
Sheet No.: BHHF 2.02 RevA

Date: October 2010

BHHF

The BHHF actuator for fail-safe operation of quarter-turn valves:

- Unique and simple design with cross-over valve.
- Spring action by means of dished springs.
- Easy adaption to all well-known quarter-turn valves.
- Reliable and rugged, with more than 30 years service records on basic design.
- Compact with high-torque output.
- Designed for operation in harsh environments.
- Unlimited mounting positions with built-in adjustments for end stops of rotary movement.
- Balanced rotary principle eliminates side forces and bending of valve shaft.



Actuator mounted with control block and EI indicator

Standard options:

- EI on/off or continuous indication IP 68
- Connection block with f. ex. filter
- Single pilot operated non-return valve
- Release valve
- Throttle valve
- Quick connection for emergency operation with portable hand pump
- Built-on emergency operation hand pump
- Epoxy coating

On request, special features available, such as:

- Flushing valve built into the connection block making it possible to flush the system without disconnection of pipes.
- Safety equipment such as mechanical locking device of actuator in closed position.

Note: Not Certified dimensional drawings. Such drawings are available on request. Contact factory with correct model designation and serial number.

Important: Due to Emerson's continuing commitment to engineered product advancement, data presented herein is subject to change.

The contents of the publication are presented for information purposes only, and while effort has been made to ensure their accuracy, they are not to be construed as warranties or guarantees, expressed or implied, regarding the products or services described herein or their use or applicability.

All sales are governed by our terms and conditions, which are available on request.

We reserve the right to modify or improve the designs or specifications of our products at any time without notice.

BETTIS[™]

www.Bettis.com

Copyright © Emerson Process Management. The information in this document is subject to change without notice.

Updated data sheets can be obtained from our website www.bettis.com or from your nearest Valve Automation Center.

USA: +1 281 727 5300 Europe: +31 74 256 1010 Asia-Pacific: +65 6501 4600


EMERSON[™]
Process Management