

Data sheet

Sheet No.: GHI 2.01 RevB

Date: August 2010



G-Series

Performance Data – (Hydraulic)

Double-Acting Actuators G-Series

Actuator Model	Displacement (Cu. In.)		Maximum Operating Pressure (MOP)* (PSIG)	Approximate Weight of Actuator (Lbs.)
	Inboard	Outboard		
G01001.5	5.5	8.4	5000	113
G01001.7	7.7	11.4	3939	114
G01002.0	11.2	14.9	3015	115
G01002.2	15.2	18.9	2383	116
G01002.5	19.6	23.3	1930	117
G01003.0	29.8	33.6	1340	121
G01003.5	42.0	45.7	985	124
G2001.7	9.3	13.8	4820	142
G2002.0	13.5	18	3691	145
G2002.2	18.3	22.8	2916	146
G2002.5	23.7	28	2362	147
G2003.0	36	40.6	1640	151
G2003.5	50.8	55.3	1205	154
G2004.0	67.7	72	923	158
G3002.0	13.4	22	5000	212
G3002.2	19.2	27.8	4192	214
G3002.5	25.8	34.4	3395	219
G3003.0	41	49.5	2358	217
G3003.5	58.8	67.3	1732	221
G3004.0	79.4	88	1326	226
G3004.5	103	111	1048	228
G4002.5	26.7	41.7	5000	363
G4003.0	45	60	3884	377
G4003.5	66.8	81.8	2853	375
G4004.0	91.8	107	2184	377
Actuator Model	Inboard	Outboard	Maximum Operating Pressure (MOP)* (PSIG)	Approximate Weight of Actuator (Lbs.)
	Displacement (Cu. In.)			

NOTE:

-  Standard configuration produces clockwise rotation when the inboard side of piston is pressurized. Inboard side of piston equals < torque.
-  Standard configuration produces counterclockwise rotation when the outboard side of piston is pressurized. Outboard side of piston equals > torque.



* **Maximum Operating Pressure (MOP)** – The maximum recommended pressure at which the actuator should be operated.
Maximum Relief Valve Set Pressure (MRP) – The maximum recommended relief pressure value set point. MRP is calculated by multiplying MOP times 1.15 for G-Series actuators.
Maximum System Pressure (MSP) – The maximum allowable system supply pressure to which an actuator may be exposed. MSP is calculated by multiplying MOP times 1.25 for G-Series actuators.

BETTIS[™]

www.Bettis.com

Copyright © Emerson Process Management. The information in this document is subject to change without notice. Updated data sheets can be obtained from our website www.bettis.com or from your nearest Valve Automation Center.
USA: +1 281 727 5300 Europe: +31 74 256 1010 Asia-Pacific: +65 6501 4600


EMERSON[™]
 Process Management

Data sheet

Sheet No.: GHI 2.02 RevB

Date: August 2010

G-Series



Performance Data – (Hydraulic)

Double-Acting Actuators G-Series (cont.)

Actuator Model	Displacement (Cu. In.)		Maximum Operating Pressure (MOP)* (PSIG)	Approximate Weight of Actuator (Lbs.)
	Inboard	Outboard		
G4004.5	120	135	1726	377
G4005.0	152	167	1398	383
G4006.0	225	240	971	398
G5003.5	71	106	5000	723
G5004.0	104	138	3858	762
G5004.5	140	175	3049	741
G5005.0	181	216	2469	751
G5006.0	276	311	1715	748
G5007.0	389	423	1260	758
G5008.0	518	553	965	792
G7004.0	116	170	5000	1357
G7004.5	161	215	4813	1371
G7005.0	211	265	3898	1387
G7006.0	328	382	2707	1373
G7007.0	466	520	1989	1401
G7008.0	625	679	1532	1407
G7009.0	805	859	1203	1464
G7010.0	1007	1060	975	1470
G8005.0	219	314	5000	1971
G8006.0	357	452	3684	2035
G8007.0	521	616	2707	2045
G8008.0	709	804	2072	2019
G8009.0	923	1018	1637	2055
G8010.0	1162	1257	1326	2061
G8012.0	1715	1810	921	2159

Actuator Model	Inboard	Outboard	Maximum Operating Pressure (MOP)* (PSIG)	Approximate Weight of Actuator (Lbs.)
	Displacement (Cu. In.)			

NOTE:

- 
 Standard configuration produces clockwise rotation when the inboard side of piston is pressurized. Inboard side of piston equals < torque.
- 
 Standard configuration produces counterclockwise rotation when the outboard side of piston is pressurized. Outboard side of piston equals > torque.



* **Maximum Operating Pressure (MOP)** – The maximum recommended pressure at which the actuator should be operated.
Maximum Relief Valve Set Pressure (MRP) – The maximum recommended relief pressure value set point. MRP is calculated by multiplying MOP times 1.15 for G-Series actuators.
Maximum System Pressure (MSP) – The maximum allowable system supply pressure to which an actuator may be exposed. MSP is calculated by multiplying MOP times 1.25 for G-Series actuators.



www.Bettis.com

Copyright © Emerson Process Management. The information in this document is subject to change without notice. Updated data sheets can be obtained from our website www.bettis.com or from your nearest Valve Automation Center.
 USA: +1 281 727 5300 Europe: +31 74 256 1010 Asia-Pacific: +65 6501 4600



Data sheet

Sheet No.: GHI 2.03 RevB

Date: August 2010

G-Series

Performance Data – (Hydraulic)

Double-Acting Actuators G-Series (cont.)

Actuator Model	Displacement (Cu. In.)		Maximum Operating Pressure (MOP)* (PSIG)	Approximate Weight of Actuator (Lbs.)
	Inboard	Outboard		
G10006.0	420	594	5000	3278
G10007.0	634	808	4125	3332
G10008.0	881	1056	3158	3305
G10009.0	1162	1336	2495	3357
G10010.0	1475	1649	2021	3411
G10012.0	2201	2375	1403	3508
G10014.0	3058	3233	1031	3653
G13008.0	1018	1357	4912	5981
G13009.0	1378	1718	3881	6083
G13010.0	1781	2121	3144	6066
G13011.0	2227	2566	2598	6125
G13012.0	2714	3054	2183	6078
G13014.0	3817	4156	1604	6247
G13016.0	5089	5429	1228	6443
G13018.0	6531	6871	970	6609

Actuator Model	Inboard	Outboard	Maximum Operating Pressure (MOP)* (PSIG)	Approximate Weight of Actuator (Lbs.)
	Displacement (Cu. In.)			

NOTE:



Standard configuration produces clockwise rotation when the inboard side of piston is pressurized. Inboard side of piston equals < torque.



Standard configuration produces counterclockwise rotation when the outboard side of piston is pressurized. Outboard side of piston equals > torque.



* **Maximum Operating Pressure (MOP)** – The maximum recommended pressure at which the actuator should be operated.

Maximum Relief Valve Set Pressure (MRP) – The maximum recommended relief pressure value set point. MRP is calculated by multiplying MOP times 1.15 for G-Series actuators.

Maximum System Pressure (MSP) – The maximum allowable system supply pressure to which an actuator may be exposed. MSP is calculated by multiplying MOP times 1.25 for G-Series actuators.

BETTIS[™]

www.Bettis.com

Copyright © Emerson Process Management. The information in this document is subject to change without notice. Updated data sheets can be obtained from our website www.bettis.com or from your nearest Valve Automation Center. USA: +1 281 727 5300 Europe: +31 74 256 1010 Asia-Pacific: +65 6501 4600


EMERSON[™]
Process Management

Data sheet

Sheet No.: GHI 2.04 RevB

Date: August 2010

G-Series

Performance Data – (Hydraulic)

Spring-Return Actuators

G-Series

Actuator Model	Inboard Displacement Per Stroke (Cu.In.)	Maximum Operating Pressure (MOP)* (PSIG)	Approximate Weight of Actuator (Lbs.)
G01001.5-SR4	5.5	5000	253
G01001.7-SR4	7.7	4820	254
SR3	7.7	4820	263
SR2	7.7	4820	268
SR1	7.7	4820	270
G01002.0-SR4	11.2	3691	255
SR3	11.2	3691	264
SR2	11.2	3691	269
SR1	11.2	3691	271
G01002.2-SR4	15.2	2916	256
SR3	15.2	2916	265
SR2	15.2	2916	270
SR1	15.2	2916	272
G01002.5-SR4	19.6	2362	257
SR3	19.6	2362	266
SR2	19.6	2362	271
SR1	19.6	2362	273
G01003.0-SR4	29.8	1640	260
SR3	29.8	1640	269
SR2	29.8	1640	274
SR1	29.8	1640	276
G01003.5-SR4	42.0	1205	264
SR3	42.0	1205	273
SR2	42.0	1205	278
SR1	42.0	1205	280
G2001.7-SR6	9.3	5000	295
SR5	9.3	5000	335
SR4	9.3	5000	335
SR3	9.3	5000	350
SR2	9.3	5000	350
G2002.0-SR6	13.5	4921	299
SR5	13.5	4921	339
SR4	13.5	4921	339
SR3	13.5	4921	354
SR2	13.5	4921	354
SR1	13.5	4921	354
Actuator Model	Inboard Displacement Per Stroke (Cu.In.)	Maximum Operating Pressure (MOP)* (PSIG)	Approximate Weight of Actuator (Lbs.)

Actuator Model	Inboard Displacement Per Stroke (Cu.In.)	Maximum Operating Pressure (MOP)* (PSIG)	Approximate Weight of Actuator (Lbs.)
G2002.2-SR6	18.3	3634	319
SR5	18.3	3634	359
SR4	18.3	3634	359
SR3	18.3	3634	374
SR2	18.3	3634	374
SR1	18.3	3634	389
G2002.5-SR6	23.7	2812	321
SR5	23.7	2812	361
SR4	23.7	2812	361
SR3	23.7	2812	376
SR2	23.7	2812	376
SR1	23.7	2812	391
G2003.0-SR6	36	1845	324
SR5	36	1845	364
SR4	36	1845	364
SR3	36	1845	379
SR2	36	1845	379
SR1	36	1845	394
G2003.5-SR6	50.8	1312	327
SR5	50.8	1312	367
SR4	50.8	1312	367
SR3	50.8	1312	382
SR2	50.8	1312	382
SR1	50.8	1312	397
G2004.0-SR6	67.7	984	331
SR5	67.7	984	371
SR4	67.7	984	371
SR3	67.7	984	386
SR2	67.7	984	386
SR1	67.7	984	401
G3002.0-SR4	13.4	5000	509
G3002.2-SR4	19.2	5000	511
SR3	19.2	5000	525
SR2	19.2	5000	541
SR1	19.2	5000	545
G3002.5-SR4	25.8	4527	516
SR3	25.8	4527	530
SR2	25.8	4527	546
SR1	25.8	4527	550
Actuator Model	Inboard Displacement Per Stroke (Cu.In.)	Maximum Operating Pressure (MOP)* (PSIG)	Approximate Weight of Actuator (Lbs.)

* **Maximum Operating Pressure (MOP)** – The maximum recommended pressure at which the actuator should be operated.

Maximum Relief Valve Set Pressure (MRP) – The maximum recommended relief pressure value set point. MRP is calculated by multiplying MOP times 1.15 for G-Series actuators.

Maximum System Pressure (MSP) – The maximum allowable system supply pressure to which an actuator may be exposed. MSP is calculated by multiplying MOP times 1.25 for G-Series actuators.

BETTIS[™]

www.Bettis.com

Copyright © Emerson Process Management. The information in this document is subject to change without notice.

Updated data sheets can be obtained from our website www.bettis.com or from your nearest Valve Automation Center.

USA: +1 281 727 5300 Europe: +31 74 256 1010 Asia-Pacific: +65 6501 4600



EMERSON[™]
Process Management

Data sheet

Sheet No.: GHI 2.05 RevB

Date: August 2010

G-Series

Performance Data – (Hydraulic)

Spring-Return Actuators

G-Series (cont.)

Actuator Model	Inboard Displacement Per Stroke (Cu.In.)	Maximum Operating Pressure (MOP)* (PSIG)	Approximate Weight of Actuator (Lbs.)
G3003.0-SR4	41	2853	514
SR3	41	2853	528
SR2	41	2853	544
SR1	41	2853	548
G3003.5-SR4	58.8	1986	518
SR3	58.8	1986	532
SR2	58.8	1986	548
SR1	58.8	1986	552
G3004.0-SR4	79.4	1470	523
SR3	79.4	1470	537
SR2	79.4	1470	553
SR1	79.4	1470	557
G3004.5-SR4	103	1470	523
SR3	103	1470	537
SR2	103	1470	553
SR1	103	1470	557
G3004.5-SR4	103	1136	525
SR3	103	1136	539
SR2	103	1136	555
SR1	103	1136	559
G4002.5-SR4	26.7	5000	825
G4003.0-SR4	45	5000	839
SR3	45	5000	898
SR2	45	5000	914
SR1	45	5000	924
G4003.5-SR4	66.8	3495	837
SR3	66.8	3495	896
SR2	66.8	3495	912
SR1	66.8	3495	922
G4004.0-SR4	91.8	2542	839
SR3	91.8	2542	899
SR2	91.8	2542	915
SR1	91.8	2542	924
G4004.5-SR4	120	1942	839
SR3	120	1942	899
SR2	120	1942	915
SR1	120	1942	924
Actuator Model	Inboard Displacement Per Stroke (Cu.In.)	Maximum Operating Pressure (MOP)* (PSIG)	Approximate Weight of Actuator (Lbs.)

Actuator Model	Inboard Displacement Per Stroke (Cu.In.)	Maximum Operating Pressure (MOP)* (PSIG)	Approximate Weight of Actuator (Lbs.)
G4005.0-SR4	152	1536	845
SR3	152	1536	905
SR2	152	1536	921
SR1	152	1536	930
G4006.0-SR4	225	1036	860
SR3	225	1036	919
SR2	225	1036	935
SR1	225	1036	944
G5003.5-SR4	71	5000	1561
SR3	71	5000	1626
G5004.0-SR4	104	5000	1600
SR3	104	5000	1665
SR2	104	5000	1720
SR1	104	5000	1715
G5004.5-SR4	140	3799	1579
SR3	140	3799	1644
SR2	140	3799	1699
SR1	140	3799	1694
G5005.0-SR4	181	2940	1589
SR3	181	2940	1654
SR2	181	2940	1709
SR1	181	2940	1704
G5006.0-SR4	276	1929	1586
SR3	276	1929	1651
SR2	276	1929	1706
SR1	276	1929	1701
G5007.0-SR4	389	1372	1596
SR3	389	1372	1661
SR2	389	1372	1716
SR1	389	1372	1711
G5008.0-SR4	518	1029	1630
SR3	518	1029	1695
SR2	518	1029	1750
SR1	518	1029	1745
G7004.0-SR4	116	5000	2881
SR3	116	5000	2796
Actuator Model	Inboard Displacement Per Stroke (Cu.In.)	Maximum Operating Pressure (MOP)* (PSIG)	Approximate Weight of Actuator (Lbs.)

* **Maximum Operating Pressure (MOP)** – The maximum recommended pressure at which the actuator should be operated.

Maximum Relief Valve Set Pressure (MRP) – The maximum recommended relief pressure value set point. MRP is calculated by multiplying MOP times 1.15 for G-Series actuators.

Maximum System Pressure (MSP) – The maximum allowable system supply pressure to which an actuator may be exposed. MSP is calculated by multiplying MOP times 1.25 for G-Series actuators.

BETTIS[™]

www.Bettis.com

Copyright © Emerson Process Management. The information in this document is subject to change without notice.

Updated data sheets can be obtained from our website www.bettis.com or from your nearest Valve Automation Center.

USA: +1 281 727 5300 Europe: +31 74 256 1010 Asia-Pacific: +65 6501 4600


EMERSON[™]
Process Management

Data sheet

Sheet No.: GHI 2.06 RevB

Date: August 2010

G-Series

Performance Data – (Hydraulic)

Spring-Return Actuators G-Series (cont.)

Actuator Model	Inboard Displacement Per Stroke (Cu.In.)	Maximum Operating Pressure (MOP)* (PSIG)	Approximate Weight of Actuator (Lbs.)
G7004.5-SR4	161	5000	2895
SR3	161	5000	2810
SR2	161	5000	3160
SR1	161	5000	3075
G7005.0-SR4	211	4888	2911
SR3	211	4888	2826
SR2	211	4888	3176
SR1	211	4888	3091
G7006.0-SR4	328	3150	2897
SR3	328	3150	2812
SR2	328	3150	3162
SR1	328	3150	3077
G7007.0-SR4	466	2218	2925
SR3	466	2218	2840
SR2	466	2218	3190
SR1	466	2218	3105
G7008.0-SR4	625	1654	2931
SR3	625	1654	2846
SR2	625	1654	3196
SR1	625	1654	3111
G7009.0-SR4	805	1283	2988
SR3	805	1283	2903
SR2	805	1283	3253
SR1	805	1283	3173
G7010.0-SR4	1007	1027	2994
SR3	1007	1027	2909
SR2	1007	1027	3249
SR1	1007	1027	3174
G8005.0-SR3	219	5000	4826
SR3	219	5000	4987
G8006.0-SR3	357	4664	4890
SR2	357	4664	5051
SR1	357	4664	5340
G8007.0-SR3	521	3201	4900
SR2	521	3201	5061
SR1	521	3201	5350
Actuator Model	Inboard Displacement Per Stroke (Cu.In.)	Maximum Operating Pressure (MOP)* (PSIG)	Approximate Weight of Actuator (Lbs.)

Actuator Model	Inboard Displacement Per Stroke (Cu.In.)	Maximum Operating Pressure (MOP)* (PSIG)	Approximate Weight of Actuator (Lbs.)
G8008.0-SR3	709	2350	4874
SR3	709	2350	5035
SR2	709	2350	5324
G8009.0-SR3	923	1806	4910
SR3	923	1806	5071
SR2	923	1806	5360
G8010.0-SR3	1162	1435	4916
SR3	1162	1435	5077
SR2	1162	1435	5366
G8012.0-SR3	1715	972	5014
SR3	1715	972	5175
SR2	1715	972	5464
G10006.0-SR4	420	5000	8024
G10007.0-SR4	634	5000	6868
SR3	634	5000	7228
SR2	634	5000	7618
SR1	634	5000	8078
G10008.0-SR4	881	3782	6841
SR3	881	3782	7201
SR2	881	3782	7591
SR1	881	3782	8051
G10009.0-SR4	1162	2840	6893
SR3	1162	2840	7253
SR2	1162	2840	7643
SR1	1162	2840	8103
G10010.0-SR4	1475	2260	6947
SR3	1475	2260	7307
SR2	1475	2260	7697
SR1	1475	2260	8157
G10012.0-SR4	2201	1515	7044
SR3	2201	1515	7404
SR2	2201	1515	7794
SR1	2201	1515	8254
G10014.0-SR4	3058	1090	7189
SR3	3058	1090	7549
SR2	3058	1090	7939
SR1	3058	1090	8399
Actuator Model	Inboard Displacement Per Stroke (Cu.In.)	Maximum Operating Pressure (MOP)* (PSIG)	Approximate Weight of Actuator (Lbs.)

* **Maximum Operating Pressure (MOP)** – The maximum recommended pressure at which the actuator should be operated.

Maximum Relief Valve Set Pressure (MRP) – The maximum recommended relief pressure value set point. MRP is calculated by multiplying MOP times 1.15 for G-Series actuators.

Maximum System Pressure (MSP) – The maximum allowable system supply pressure to which an actuator may be exposed. MSP is calculated by multiplying MOP times 1.25 for G-Series actuators.

BETTIS™

www.Bettis.com

Copyright © Emerson Process Management. The information in this document is subject to change without notice.

Updated data sheets can be obtained from our website www.bettis.com or from your nearest Valve Automation Center.

USA: +1 281 727 5300 Europe: +31 74 256 1010 Asia-Pacific: +65 6501 4600



EMERSON™
Process Management

Data sheet

Sheet No.: GHI 2.07 RevB

Date: August 2010

G-Series

Performance Data – (Hydraulic)

Spring-Return Actuators

G-Series (cont.)

Actuator Model	Inboard Displacement Per Stroke (Cu.In.)	Maximum Operating Pressure (MOP)* (PSIG)	Approximate Weight of Actuator (Lbs.)
G13008.0-SR4	1018	5000	13106
SR3	1018	5000	13841
SR2	1018	5000	15056
G13009.0-SR4	1378	4837	13208
SR3	1378	4837	13943
SR2	1378	4837	15158
SR1	1378	4837	15893
G13010.0-SR4	1781	3743	13191
SR3	1781	3743	13926
SR2	1781	3743	15141
SR1	1781	3743	15876
G13011.0-SR4	2227	2994	13197
SR3	2227	2994	13832
SR2	2227	2994	15047
SR1	2227	2994	15782
G13012.0-SR4	2714	2456	13203
SR3	2714	2456	13938
SR2	2714	2456	15153
SR1	2714	2456	15888
G13014.0-SR4	3817	1747	13372
SR3	3817	1747	14107
SR2	3817	1747	15322
SR1	3817	1747	16057
G13016.0-SR4	5089	1310	13568
SR3	5089	1310	14303
SR2	5089	1310	15518
SR1	5089	1310	16253
G13018.0-SR4	6531	1021	13734
SR3	6531	1021	14469
SR2	6531	1021	15684
SR1	6531	1021	16419
Actuator Model	Inboard Displacement Per Stroke (Cu.In.)	Maximum Operating Pressure (MOP)* (PSIG)	Approximate Weight of Actuator (Lbs.)

* **Maximum Operating Pressure (MOP)** – The maximum recommended pressure at which the actuator should be operated.

Maximum Relief Valve Set Pressure (MRP) – The maximum recommended relief pressure value set point. MRP is calculated by multiplying MOP times 1.15 for G-Series actuators.

Maximum System Pressure (MSP) – The maximum allowable system supply pressure to which an actuator may be exposed. MSP is calculated by multiplying MOP times 1.25 for G-Series actuators.

BETTIS™

www.Bettis.com

Copyright © Emerson Process Management. The information in this document is subject to change without notice.

Updated data sheets can be obtained from our website www.bettis.com or from your nearest Valve Automation Center.

USA: +1 281 727 5300 Europe: +31 74 256 1010 Asia-Pacific: +65 6501 4600



EMERSON™

Process Management