

Rosemount™ 644 HART® Head Mount Configuration Data Sheet

BOLD = Required value

***** = Default

Select only one of the items provided

One or more of the listed items can be selected

Customer information	
Customer: _____	Contact name: _____
Phone no.: _____	Fax no./email: _____
P.O./reference no.: _____	P.O. line item: _____
Quote no.: _____	Model no.: _____
Customer sign-off: _____	

Tagging
Hardware tag: _____ (13 characters maximum)
Software tag ⁽¹⁾ : _____ (8 characters maximum)
Long software tag ⁽¹⁾⁽²⁾ : _____ (32 characters maximum)

1. Default is hardware tag.

2. Requires HR7 code.

Sensor configuration (sensor 1)			
RTDs	Thermocouples	Other sensor types	Measurement range
<input type="radio"/> Pt 100* ($\alpha = 0.00385$) IEC	<input type="radio"/> Type B NIST	<input type="radio"/> mV	Upper range value (100%)
<input type="radio"/> Pt 200 ($\alpha = 0.00385$) IEC	<input type="radio"/> Type E NIST	<input type="radio"/> Ohm	_____ (100 °C*)
<input type="radio"/> Pt 500 ($\alpha = 0.00385$) IEC	<input type="radio"/> Type J NIST	Number of leads	Lower range value (0%)
<input type="radio"/> Pt 1000 ($\alpha = 0.00385$) IEC	<input type="radio"/> Type K NIST	<input type="radio"/> 2-wire	_____ (0 °C*)
<input type="radio"/> Pt 100 ($\alpha = 0.003916$) JIS	<input type="radio"/> Type N NIST	<input type="radio"/> 3-wire	
<input type="radio"/> Pt 200 ($\alpha = 0.003916$) JIS	<input type="radio"/> Type R NIST	<input type="radio"/> 4-wire*	
<input type="radio"/> Ni 120 Edison Curve No. 7	<input type="radio"/> Type S NIST	Units	
<input type="radio"/> Cu 10 Edison Copper Winding No. 15	<input type="radio"/> Type T NIST	<input type="radio"/> mV	
<input type="radio"/> Pt 50 ($\alpha = 0.00391$) GOST 6651-94	<input type="radio"/> Type L DIN	<input type="radio"/> Ohms	
<input type="radio"/> Pt 100 ($\alpha = 0.00391$) GOST 6651-94	<input type="radio"/> Type U DIN	<input type="radio"/> K	
<input type="radio"/> Cu 50 ($\alpha = 0.00426$) GOST 6651-94	<input type="radio"/> Type W5Re/W26Re ASTM	<input type="radio"/> °R	
<input type="radio"/> Cu 50 ($\alpha = 0.00428$) GOST 6651-94	<input type="radio"/> Type L GOST	<input type="radio"/> °C*	
<input type="radio"/> Cu 100 ($\alpha = 0.00426$) GOST 6651-94		<input type="radio"/> °F	
<input type="radio"/> Cu 100 ($\alpha = 0.00428$) GOST 6651-94			

Sensor configuration (sensor 2) - requires dual sensor option code S		
RTDs <input type="radio"/> Pt 100 ($\alpha = 0.00385$) IEC <input type="radio"/> Pt 200 ($\alpha = 0.00385$) IEC <input type="radio"/> Pt 500 ($\alpha = 0.00385$) IEC <input type="radio"/> Pt 1000 ($\alpha = 0.00385$) IEC <input type="radio"/> Pt 100 ($\alpha = 0.003916$) JIS <input type="radio"/> Pt 200 ($\alpha = 0.003916$) JIS <input type="radio"/> Ni 120 Edison Curve No. 7 <input type="radio"/> Cu 10 Edison Copper Winding No. 15 <input type="radio"/> Pt 50 ($\alpha = 0.00391$) GOST 6651-94 <input type="radio"/> Pt 100 ($\alpha = 0.00391$) GOST 6651-94 <input type="radio"/> Cu 50 ($\alpha = 0.00426$) GOST 6651-94 <input type="radio"/> Cu 50 ($\alpha = 0.00428$) GOST 6651-94 <input type="radio"/> Cu 100 ($\alpha = 0.00426$) GOST 6651-94 <input type="radio"/> Cu 100 ($\alpha = 0.00428$) GOST 6651-94	Thermocouples <input type="radio"/> Type B NIST <input type="radio"/> Type E NIST <input type="radio"/> Type J NIST <input type="radio"/> Type K NIST <input type="radio"/> Type N NIST <input type="radio"/> Type R NIST <input type="radio"/> Type S NIST <input type="radio"/> Type T NIST <input type="radio"/> Type L DIN <input type="radio"/> Type U DIN <input type="radio"/> Type W5Re/W26Re ASTM <input type="radio"/> Type L GOST	Other sensor types <input type="radio"/> mV <input type="radio"/> Ohm Number of leads <input type="radio"/> 2-wire <input type="radio"/> 3-wire Units <input type="radio"/> mV <input type="radio"/> Ohms <input type="radio"/> K <input type="radio"/> °R <input type="radio"/> °C <input type="radio"/> °F

Options

Custom configuration information below this line requires C1 option code.

Transmitter information
Descriptor: _____ (16 characters maximum) Message: _____ (32 characters maximum) Date: _____ (MM/DD/YYYY; default is date of final configuration) Failure mode switch: <input type="radio"/> High* <input type="radio"/> Low

Damping
<input type="radio"/> 0 second <input type="radio"/> 5 seconds* <input type="radio"/> Other _____ (0.5 to 32 in 0.1 second increments)

LCD display configuration (requires option code M4 or M5)		
Select the variables to be displayed on the transmitter LCD display (selections with multiple variables will be alternating).		
<input type="radio"/> Analog output and primary variable*	<input type="radio"/> Average temperature	<input type="radio"/> Sensor 1, sensor 2, and differential temperature
<input type="radio"/> Primary variable	<input type="radio"/> Differential temperature	<input type="radio"/> Analog output
<input type="radio"/> Sensor 1 temperature	<input type="radio"/> Percent of range	<input type="radio"/> Not used
<input type="radio"/> Sensor 2 temperature	<input type="radio"/> Sensor 1 and sensor 2 temperature	

Diagnostic configuration⁽¹⁾Hot Backup™ Primary Variable: First good* Average**Sensor drift alert⁽¹⁾**Sensor drift alert mode: Warning* (select sensor drift alert limit and unit) Alarm (select sensor drift alert limit and unit)Sensor drift alert limit: 3 °C* Other _____ (value must be greater than 1 °C, in 0.1 degree increments)Sensor drift alert unit: °C* °F °R mV

1. Requires option code DC (Diagnostics: Hot Backup and sensor drift alert).

Alarm and saturation values Rosemount standard levels*

(High Alarm = 21.75 mA; Low Alarm = 3.75 mA; High Saturation = 20.5 mA; Low Saturation = 3.9 mA)

 NAMUR - compliant (available with option codes A1 or CN) Custom (option code C1)

High alarm level: _____ mA (must be between 21.0 and 23.0 mA)

Low alarm level: _____ mA (must be between 3.5 and 3.75 mA)

High saturation level: _____ mA (must be between 20.5 and the High Alarm Value minus 0.1 mA), 20.5 to 20.9 mA for safety certified)

Low saturation level: _____ mA (must be between the Low Alarm Value plus 0.1 mA, and 3.9 mA, minimum 3.7 mA for safety certified)

Security informationSoftware write protection⁽¹⁾: Enable Disabled*Local operator interface password⁽²⁾: Enable Disabled*

Password (4 digits): _____ (if no number is entered, password will remain disabled)

1. If ordering with Custody Transfer option code D4, Software write protection will be enabled.

2. Requires M4.

Global Headquarters

Emerson Automation Solutions

6021 Innovation Blvd.
Shakopee, MN 55379, USA
+1 800 999 9307 or +1 952 906 8888
+1 952 949 7001
RFQ.RMD-RCC@Emerson.com

North America Regional Office

Emerson Automation Solutions

8200 Market Blvd.
Chanhassen, MN 55317, USA
+1 800 999 9307 or +1 952 906 8888
+1 952 949 7001
RMT-NA.RCCRFQ@Emerson.com

Latin America Regional Office

Emerson Automation Solutions

1300 Concord Terrace, Suite 400
Sunrise, FL 33323, USA
+1 954 846 5030
+1 954 846 5121
RFQ.RMD-RCC@Emerson.com

Europe Regional Office

Emerson Automation Solutions Europe GmbH

Neuhofstrasse 19a P.O. Box 1046
CH 6340 Baar
Switzerland
+41 (0) 41 768 6111
+41 (0) 41 768 6300
RFQ.RMD-RCC@Emerson.com

Asia Pacific Regional Office


Emerson Automation Solutions


1 Pandan Crescent
Singapore 128461
+65 6777 8211
+65 6777 0947
Enquiries@AP.Emerson.com

Middle East and Africa Regional Office


Emerson Automation Solutions


Emerson FZE P.O. Box 17033
Jebel Ali Free Zone - South 2
Dubai, United Arab Emirates
+971 4 8118100
+971 4 8865465
RFQ.RMTMEA@Emerson.com

 [Linkedin.com/company/Emerson-Automation-Solutions](https://www.linkedin.com/company/Emerson-Automation-Solutions)

 [Twitter.com/Rosemount_News](https://twitter.com/Rosemount_News)

 [Facebook.com/Rosemount](https://facebook.com/Rosemount)

 [Youtube.com/user/RosemountMeasurement](https://youtube.com/user/RosemountMeasurement)

 [Google.com/+RosemountMeasurement](https://google.com/+RosemountMeasurement)

Standard Terms and Conditions of Sale can be found on the [Terms and Conditions of Sale page](#).

The Emerson logo is a trademark and service mark of Emerson Electric Co. Hot Backup, Rosemount, and Rosemount logotype are trademarks of Emerson. HART is a registered trademark of FieldComm Group. All other marks are the property of their respective owners. © 2017 Emerson. All rights reserved.