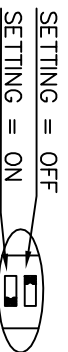
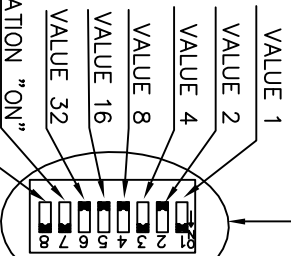


FACTORY SET



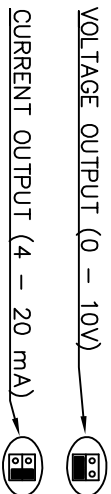
EXAMPLE SHOWS ADDRESS 5



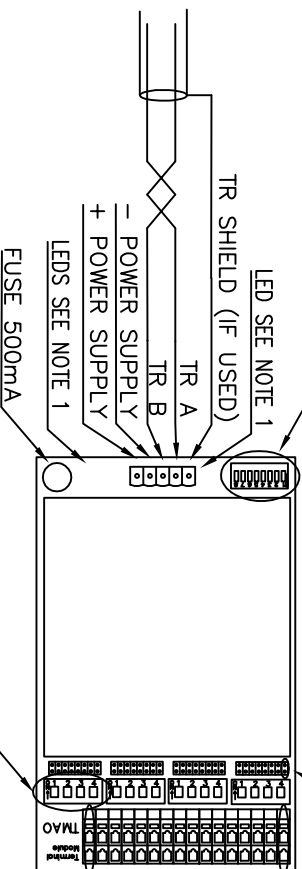
COMMUNICATION INDICATION "ON"
TERMINATION SET=ON ONLY
ON LAST MODULE IN CHAIN.

FACTORY SET

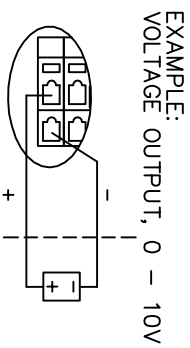
THE POSSIBLE JUMPER SETTINGS FOR EACH CHANNEL
VOLTAGE OUTPUT (0 – 10V)
CURRENT OUTPUT (4 – 20 mA)



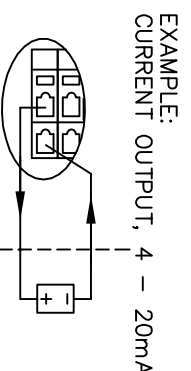
NOTE: ONE GROUP OF FOUR PINS PER CHANNEL



FACTORY SET
CHANNEL 4 CONNECTED
CHANNEL 3 CONNECTED
CHANNEL 2 CONNECTED
CHANNEL 1 DISCONNECTED



EXAMPLE:
VOLTAGE OUTPUT, 0 – 10V



EXAMPLE:
CURRENT OUTPUT, 4 – 20mA

Product Discontinued

- ① GREEN LED INDICATES POWER GOOD
- YELLOW LED INDICATES COMMUNICATION
- RED LED INDICATES GROUND FAILURE

ISSUED BY	WEEK	PRODUCT CODE	TITLE	INSTALLATION DRAWING TITLE
GSP-AJ	0306	REX	ACAD	EL. INST. DWG.
APPROVED BY	WEEK	ORIGINAL DWG NO.	SCALE	LOT 5120-REX
GST-OE	0306	9240 006-935	1:2	
ROSEMOUNT		DOC TYPE	DWG NO.	ISSUE
Tank Gauging		2	9261 065-051	2
				SHEET
				1/1

THE COMPANY ASSUMES NO RESPONSIBILITY FOR THE CORRECTNESS OF THIS DOCUMENT IF ANY WILL BE USED OTHER THAN AS AUTHORIZED BY THE COMPANY. THE COMPANY WILL NOT BE RESPONSIBLE FOR ANY DAMAGE TO PERSONS OR PROPERTY CAUSED BY THE USE OF THIS DOCUMENT WITHOUT OUR AUTHORIZATION OR CONSENT TO THE KNOWLEDGE OF A THIRD PARTY. COMMUNICATION WILL BE PROSECUTED. ROSEMOUNT TANK GAUGING AB, SWEDEN.