

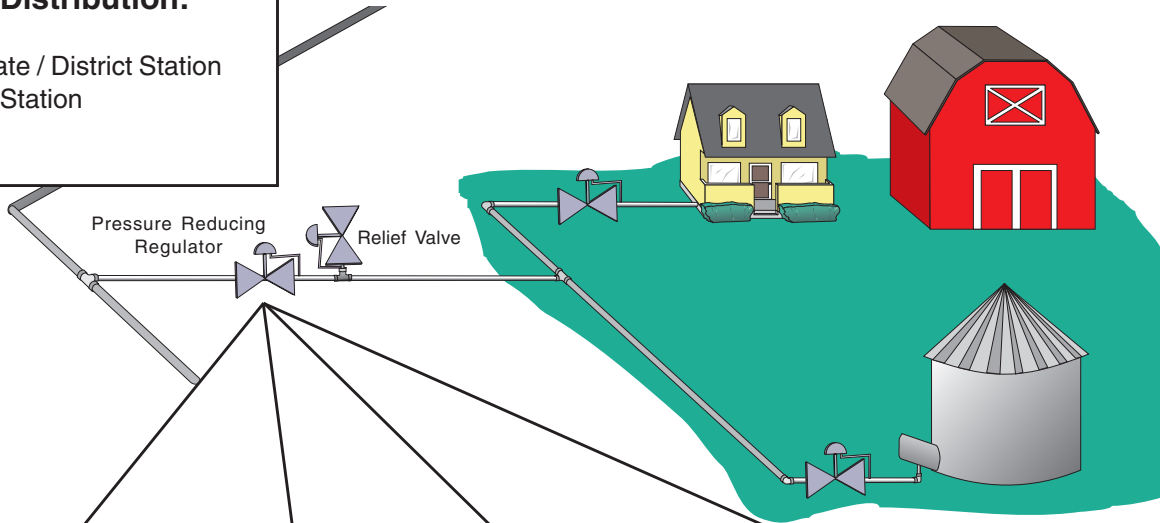
FISHER

Regulators


Fisher Family of Farm Taps

Natural Gas Distribution:


- Farm Tap
- Small City Gate / District Station
- Town Border Station
- Monitors




627 Series



EZR (1-INCH)



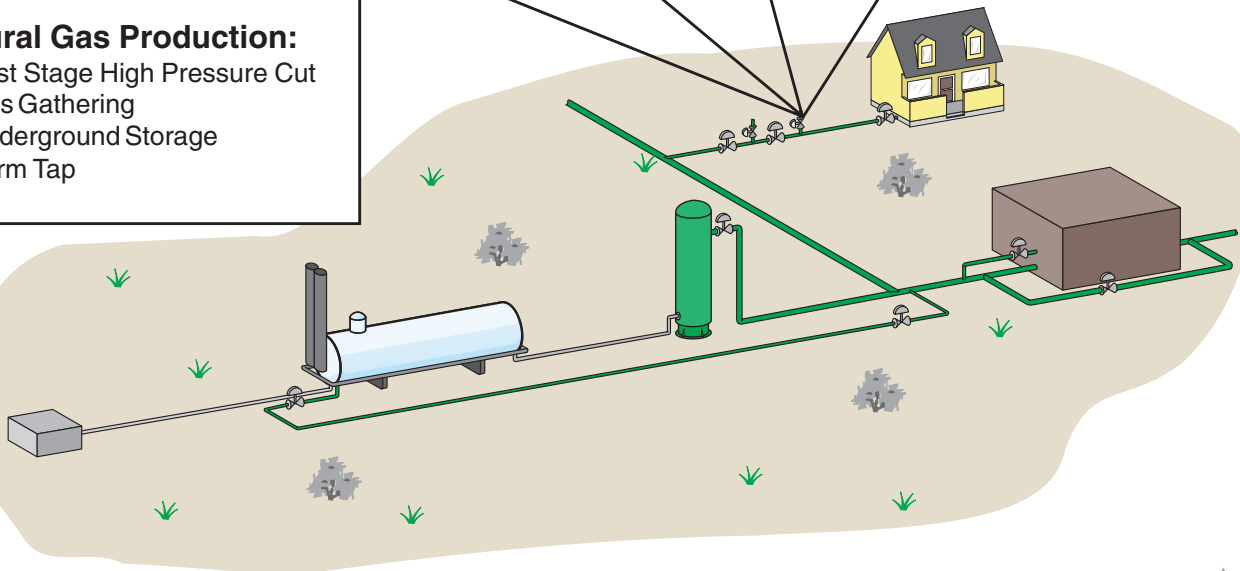
630

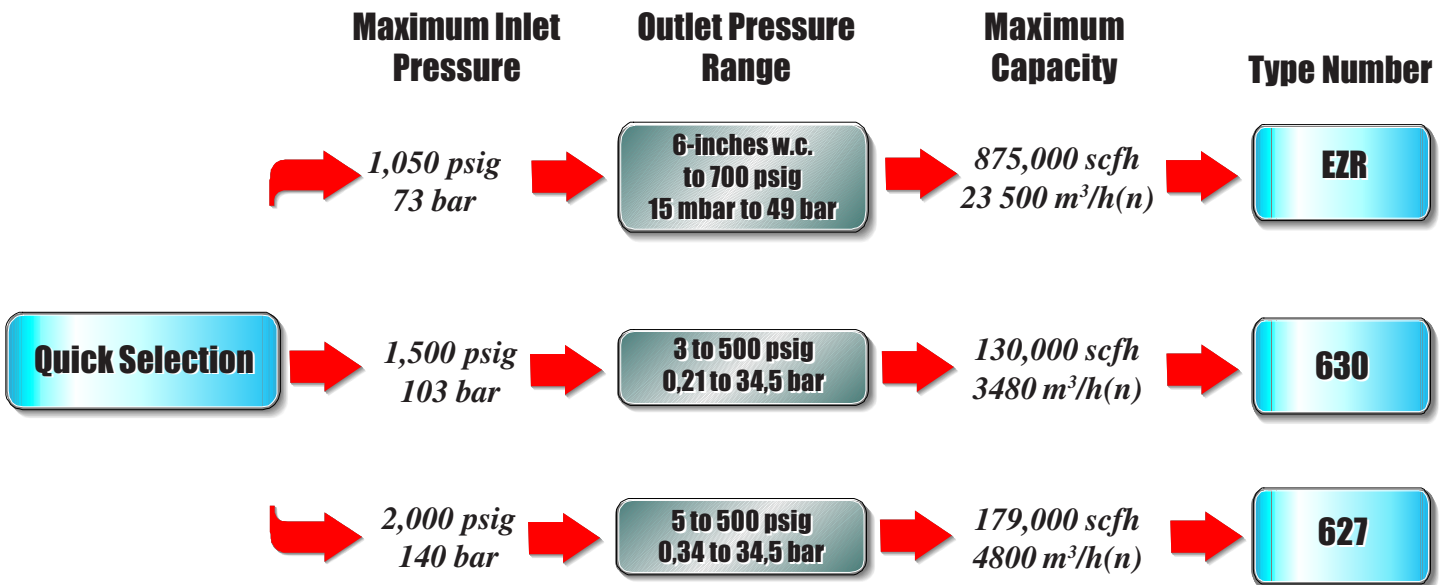


EZR (2 x 1-INCH)

Natural Gas Production:

- First Stage High Pressure Cut
- Gas Gathering
- Underground Storage
- Farm Tap





Specifications





Construction Materials:

- Body:** Ductile Iron, Steel
- Casings:** Aluminum, Ductile Iron or Steel
- Trim:** Aluminum or Stainless Steel
- Seat Material:** Nitrile, Flourelastomer or Nylon
- Body Size:** 3/4, 1 or 2-inch
- End Connections:** NPT, 150RF, 300RF, 600RF or PN 16/25/40
- Other Constructions Available:** NACE, Internal Relief and Monitors



Construction Materials:

- Body:** Cast Iron or Steel
- Casings:** Cast Iron or Steel
- Trim:** Brass or Stainless Steel
- Seat Material:** Nitrile, Flourelastomer or Nylon
- Body Size:** 1 or 2-inch
- End Connections:** NPT, 150RF, 300RF or 600RF
- Other Constructions Available:** NACE



Construction Materials:

- Body:** Cast Iron (2x1 only) or Steel
- Bonnet:** Steel
- Trim:** Stainless Steel
- Elastomers:** Nitrile or Flourelastomer
- Body Size:** 1, 1-1/4 or 2-inch
- End Connections:** NPT, 125RF, 150RF, 250RF, 300RF or 600RF