



Wyle Laboratories, Inc.  
 7800 Highway 20 West  
 Huntsville, Alabama 35806  
 Phone (256) 837-4411 • Fax (256) 830-2109  
 www.wylelabs.com

REPORT NO.: T55363-02  
 WYLE JOB NO.: T55363  
 CLIENT P.O. NO.: 03-11584  
 CONTRACT: N/A  
 TOTAL PAGES (INCLUDING COVER): 14  
 DATE: May 7, 2008

**TEST REPORT**  
**ENVIRONMENTAL TESTING**  
**OF A**  
**FH-SPRING RETURN ACTUATOR**  
**FOR**  
**EMERSON PROCESS**  
**WYLE REPORT NO. T55363-02**

**Emerson Process**  
**18703 GH Circle**  
**P.O. Box 508**  
**Waller, TX 77484**

STATE OF ALABAMA }  
 COUNTY OF MADISON }

David R. Bailey, Department Manager, being duly sworn, deposes and says: The information contained in this report is the result of complete and carefully conducted testing and is to the best of his knowledge true and correct in all respects.

*David R. Bailey*

SUBSCRIBED and sworn to before me this 8th day of May, 2008

*Patricia Phillips*  
 Notary Public in and for the State of Alabama at Large

My Commission expires Jan. 7, 2009

**SEAL**

Wyle shall have no liability for damages of any kind to person or property, including special or consequential damages, resulting from Wyle's providing the services covered by this report.

TEST BY: Randy Cooper 5/7/08  
 Randy Cooper, Sr. Project Engineer Date

APPROVED BY: Al Moore 5/8/08  
 Al Moore, Engineering Supervisor Date

WYLE Q.A.: Brenda Mas 5/8/08  
 Raul Terceno, Quality Assurance Manager Date

(pap)



Cert No. 845.02



ISO 9001:2000

COPYRIGHT BY WYLE LABORATORIES. THE RIGHT TO REPRODUCE, COPY, EXHIBIT, OR OTHERWISE UTILIZE ANY OF THE MATERIAL CONTAINED HEREIN WITHOUT THE EXPRESS PRIOR PERMISSION OF WYLE LABORATORIES IS PROHIBITED. THE ACCEPTANCE OF A PURCHASE ORDER IN CONNECTION WITH THE MATERIAL CONTAINED HEREIN SHALL BE EQUIVALENT TO EXPRESS PRIOR PERMISSION.

**TABLE OF CONTENTS**

	<b><u>Page No.</u></b>
1.0 INTRODUCTION	1
1.1 Scope	1
1.2 References	1
1.3 Test Specimen Description	1
1.4 Summary	1
2.0 TEST PROCEDURES AND RESULTS	2
2.1 Dust Tight Test	2
2.2 Water Penetration – Immersion Test	2
3.0 QUALITY ASSURANCE PROGRAM	3
4.0 TEST EQUIPMENT AND INSTRUMENTATION	3

**ATTACHMENTS**

A PHOTOGRAPHS	A-1
B INSTRUMENTATION EQUIPMENT SHEETS	B-1

## **1.0 INTRODUCTION**

### **1.1 Scope**

This report documents the test procedures followed and the results obtained during Degree of Protection Testing performed on one Actuator for Emerson Process, Waller, Texas. The Actuator was received at Wyle Laboratories on February 13, 2008, and was subjected to an inspection upon receipt. The receiving inspection revealed the Actuator was in good condition. Testing was performed at Wyle Laboratories' Huntsville, Alabama, Test Facility from February 13 through March 20, 2008.

### **1.2 References**

- Emerson Process Purchase Order No. 03-11584
- Wyle Laboratories' Quotation No. 542/044693/DB, dated November 21, 2007
- Wyle Laboratories' Quality Assurance Program Manual, Revision 2
- IEC 60529, Classification IP67M, Edition 2.1, dated 2001-2002
- ANSI/NCSL Z540-1, "Calibration Laboratories and Measuring and Test Equipment, General Requirements"
- ISO 10012-1, "Quality Assurance Requirements for Measuring Equipment"
- MIL-STD-45662A, "Calibration System Requirements"

### **1.3 Test Specimen Description**

The item submitted for testing and shown in the photographs in Attachment A is an Actuator, identified with Model No. FH5016-SR2CW and Serial No. T207042. The Actuator measured approximately 91 inches x 23 inches x 18.25 inches and weighed approximately 1,000 pounds.

Emerson Process provided all ancillary support equipment used for the required functional tests.

### **1.4 Summary**

The Actuator was subjected to Degree of Protection Testing in accordance with IEC 60529, Classification IP67M, Paragraphs 13.4 and 14.2.7, and Emerson Process requirements. The test program included Dust Tight and Water Penetration – Immersion Tests. The Actuator was functionally operated by Wyle Laboratories' personnel under the direction of Emerson Process. No anomalies were noted. The Actuator was returned to Emerson Process for post-test inspection and evaluation.

The test results contained herein apply only to the Actuator identified in this report.

## **2.0 TEST PROCEDURES AND RESULTS**

### **2.1 Dust Tight Test**

The Actuator was subjected to Dust Tight Testing in accordance with IEC 60529, Classification IP67M, Paragraph 13.4, Edition 2.1, dated 2001-2002, and Emerson Process requirements. Dust Tight Testing began on February 13, 2008.

The Actuator was placed inside an enclosed test chamber that measured 12 feet long x 6 feet wide x 6 feet high (432 cubic feet). The talcum powder concentration was 2 kg per cubic meter of the chamber volume (measuring 54 pounds) and was held in suspension by the use of circulating fans. A vacuum pump was used to extract air from the inlet area of the piston to maintain a maximum decompression rate of 8 inches of water column (0.20 mbar) throughout testing. The volume of the piston wherein air was extracted was approximately 870 cubic inches. During testing, 1.7 pounds of talcum powder was blown into the enclosure every 15 minutes using a blower throughout the test to maintain the talcum powder concentration. The total duration of the test was 8 hours.

Upon completion, Wyle Laboratories' personnel performed a visual inspection to verify no damage, deformation or major pressure drop under vacuum occurred as a result of the imposed environment. No anomalies were noted.

Photographs of the Actuator and test setup are presented in Attachment A. The Instrumentation Equipment Sheet for the test setup is presented in Attachment B.

### **2.2 Water Penetration – Immersion Test**

The Actuator was subjected to Water Penetration – Immersion Testing in accordance with IEC 60529, Classification IP67M, Paragraph 14.2.7, Edition 2.1, dated 2001-2002, and Emerson Process requirements. Prior to testing, the Actuator was connected to the functional test equipment and verified to be operating normally. Water Penetration Testing began on March 18, 2008.

The Actuator was suspended from a crane and above a pool of water measuring approximately 8 ft. wide by 12 ft. long by 12 ft. deep. The Actuator was then lowered into the water until the lowest point of the Actuator was 1.0 meter below the water surface and the highest point was 0.5 meter below the water surface. While holding the Actuator at the depth previously described, the Actuator was functionally operated from Closed to Open and back to Closed at a rate of one cycle every two minutes. A total of 15 cycles were performed during the 30-minute exposure. After 30 minutes, the Actuator was removed from the tank and two additional functional cycles were performed. No anomalies were noted.

## **2.0 TEST PROCEDURES AND RESULTS (Continued)**

### **2.2 Water Penetration – Immersion Test (Continued)**

Upon test completion, Wyle Laboratories' personnel performed a visual inspection to verify no damage, deformation or water intrusion occurred as a result of the imposed environment. No anomalies were noted.

Photographs of the Actuator and test setup are presented in Attachment A. The Instrumentation Equipment Sheet for the test setup is presented in Attachment B.

## **3.0 QUALITY ASSURANCE PROGRAM**

All work performed on this test program was completed in accordance with Wyle Laboratories' Quality Assurance Program.

The Wyle Laboratories, Huntsville Facility, Quality Management System is registered in compliance with the ISO-9001:2000 International Quality Standard. Registration has been completed by Quality Management Institute (QMI), a Division of Canadian Standards Association (CSA).

Wyle Laboratories is accredited (Certificate No.: 845.02) by the American Association for Laboratory Accreditation (A2LA) and the results shown in this test report have been determined in accordance with Wyle's scope of accreditation unless otherwise stated in this report.

## **4.0 TEST EQUIPMENT AND INSTRUMENTATION**

All instrumentation, measuring, and test equipment used in the performance of this test program were calibrated in accordance with Wyle Laboratories' Quality Assurance Program, which complies with the requirements of ANSI/NCSL Z540-1, ISO 10012-1, and Military Specification MIL-STD-45662A. Standards used in performing all calibrations are traceable to the National Institute of Standards and Technology (NIST) by report number and date. When no national standards exist, the standards are traceable to international standards or the basis for calibration is otherwise documented.

**ATTACHMENT A**  
**PHOTOGRAPHS**




**Photograph No. 1**  
**View of the Dust Test Chamber**



**Photograph No. 2**  
**View of the Actuator Inside Dust Test Chamber**



**Photograph No. 3**  
**View of Vacuum Pump for Dust Testing**




**Photograph No. 4**  
**View of Vacuum Gauge During Dust Testing**







**Photograph No. 5**  
**View of Scales Used to Weigh Talcum Powder**



**Photograph No. 6**  
**Water Penetration – Immersion Test**




**Photograph No. 7**  
**Water Penetration – Immersion Test**



**Photograph No. 8**  
**Water Penetration – Immersion Test**





**Photograph No. 9**  
**Water Penetration – Immersion Test**



**Photograph No. 10**  
**Water Penetration – Immersion Test**

**ATTACHMENT B**  
**INSTRUMENTATION EQUIPMENT SHEETS**



INSTRUMENTATION EQUIPMENT SHEET

DATE: 2/13/2008      JOB NUMBER: T55363      TYPE OF TEST: DUST  
TECHNICIAN: LARRY IVEY      CUSTOMER: EMMERSON      TEST AREA: FIRE LAB

No.	Description	Manufacturer	Model	Serial #	WYLE #	RANGE	ACCURACY	Cal Date	Cal Due
1	MAGNEHELIC	DWYER INSTRUM	MAGNEHELIC	NSN	114691	0-50H2o	±4%FS	2/12/2008	5/12/2008
2	SCALE	OHAUS	15S	16898	113777	100LB	±.05%	10/29/2007	10/29/2008
3	STOP WATCH	CONTROL COMP	1030	51225634	110944	10 HOURS	.13SEC/24HRS	2/11/2008	2/11/2009

This is to certify that the above instruments were calibrated using state-of-the-art techniques with standards whose calibration is traceable to the National Institute of Standards and Technology.

INSTRUMENTATION: *Larry Ivey* 2-13-08

CHECKED & RECEIVED BY:

*Randy Cooper* 2/13/08  
*Mona* 2/13/08

Q.A.:

*Bonda*



INSTRUMENTATION EQUIPMENT SHEET

DATE: 3/18/2008      JOB NUMBER: T55363      TYPE OF TEST: WATER PENETRATION  
TECHNICIAN: N. BAKER      CUSTOMER: EMERSON      TEST AREA: PACKAGING LAB

No.	Description	Manufacturer	Model	Serial #	WYLE #	RANGE	ACCURACY	Cal Date	Cal Due
1	RULER	PRODUCTS ENGIN	TEMPERED	NSN	04468	48"	±1/32NDS	6/13/2007	6/12/2012
2	STOP WATCH	EXTECH	365528	115179	115179	10HR	.5SEC	1/17/2008	7/17/2008

This is to certify that the above instruments were calibrated using state-of-the-art techniques with standards whose calibration is traceable to the National Institute of Standards and Technology.

INSTRUMENTATION: John Craft 3/18/08      CHECKED & RECEIVED BY: Randy Cooper 3/18/08  
Q.A.: Blonda      Mase      3/18/08

WH-1029A,REV.,APR'99