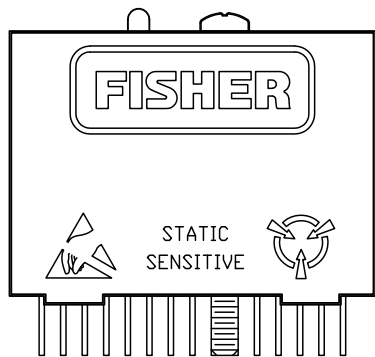
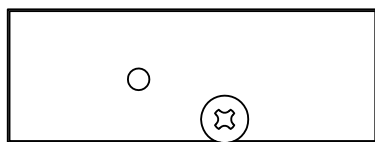


Discrete Output Relay Module

The Discrete Output Relay Module plugs into a ROC300-Series Remote Operations Controller (ROC) or FloBoss™ 407 Flow Manager and provides a set of dry relay contacts for switching a powered load. Two versions of the module—one for use with 12 V dc system power and one for use with 24 V dc system power—are available. The only difference between the two modules is the voltage rating of the relay-energizing coil.

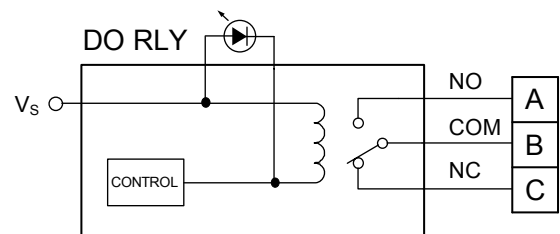
The module incorporates an SPDT relay, which can be wired as a normally-open or normally-closed switch. An LED is provided to indicate when the relay is energized. The relay contacts are electrically and mechanically isolated from the ROC or FloBoss power circuits.

Field wiring connections are made through a separate terminal block which plugs in next to the module. This design facilitates replacement of the module without disconnecting field wiring.



DOC0034C

Discrete Output Relay Module



Simplified Output Schematic

Specifications

<p>FIELD WIRING TERMINALS</p> <p>A: Normally-open contacts B: Common C: Normally-closed contacts</p> <p>OUTPUT</p> <p>Type: SPDT dry relay contact.</p> <p>Maximum Contact Rating (Resistive Load): 30 V dc, 4 Amps; 125 V ac, 4 Amps; 250 V ac, 2 Amps.</p> <p>Frequency: 0 to 10 Hz maximum.</p> <p>OUTPUT ISOLATION</p> <p>Insulation: 10 MΩ minimum, input to output, and input or output to case.</p> <p>Voltage: 3,000 V ac (RMS) minimum, input to output.</p> <p>POWER REQUIREMENTS</p> <p>12 V dc Version: 4.9 to 5.1 V dc, 1 mA for module. 12 V dc, 25 mA for relay coil (energized) typical.</p> <p>24 V dc Version: 4.9 to 5.1 V dc, 1 mA for module. 24 V dc, 12.5 mA for relay coil (energized) typical.</p>	<p>VIBRATION</p> <p>20 G peak or 0.06" double amplitude, 10-2000 Hz per MIL-Std-202, Method 204, Condition F.</p> <p>MECHANICAL SHOCK</p> <p>1500 G 0.5 milliseconds half sine per MIL-Std-202, Method 213, Condition F.</p> <p>WEIGHT</p> <p>37 grams (1.3 oz.).</p> <p>CASE</p> <p>Solvent-resistant thermoplastic polyester, meets UL94V-0.</p> <p>Dimensions are 15 mm D by 32 mm H by 43 mm W (0.6 in. D by 1.265 in. H by 1.69 in. W), not including pins.</p> <p>ENVIRONMENTAL</p> <p>Meets the environmental specifications of the ROC or FloBoss in which the module is installed, including temperature, humidity and transient specifications.</p> <p>APPROVALS</p> <p>Approved by CSA for hazardous locations Class I, Division 2, Groups A, B, C, and D.</p>
---	---

Bristol, Inc., Bristol Babcock Ltd, Bristol Canada, BBI SA de CV and the Flow Computer Division, are wholly owned subsidiaries of Emerson Electric Co. doing business as Remote Automation Solutions ("RAS"), a division of Emerson Process Management. ROC, FloBoss, ROCLINK, Bristol, Bristol Babcock, ControlWave, TeleFlow and Helicoid are trademarks of RAS. AMS, PlantWeb and the PlantWeb logo are marks of Emerson Electric Co. The Emerson logo is a trademark and service mark of the Emerson Electric Co. All other marks are property of their respective owners.

The contents of this publication are presented for informational purposes only. While every effort has been made to ensure informational accuracy, they are not to be construed as warranties or guarantees, express or implied, regarding the products or services described herein or their use or applicability. RAS reserves the right to modify or improve the designs or specifications of such products at any time without notice. All sales are governed by RAS' terms and conditions which are available upon request. RAS does not assume responsibility for the selection, use or maintenance of any product. Responsibility for proper selection, use and maintenance of any RAS product remains solely with the purchaser and end-user.

Emerson Process Management

Remote Automation Solutions

Marshalltown, IA 50158 U.S.A.
Houston, TX 77041 U.S.A
Pickering, North Yorkshire UK Y018 7JA

