

Bleed Tee

A single male inlet, triple female outlet piping tee

General Application

Generally used with the process root valve to simplify downstream piping and reduce the number of potential leak points, the Bleed Tee can be used with any ½" or ¾" valve in an instrument piping system and allows either vertical or horizontal pressure gauge mounting

TECHNICAL DATA

Materials

Carbon steel, stainless steel

Connections

Inlet: ½", ¾" (DN 15, 20)


Outlets: ½" (DN 15)

Pressure (max):

6,000 psig (414 barg)

Temperature (max):

1000°F (538°C)



Features

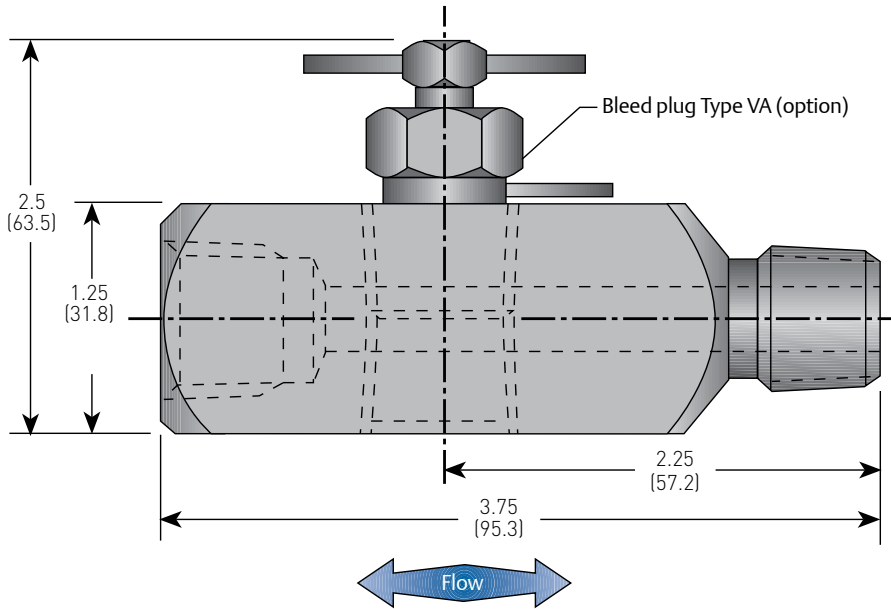
- Multiple outlets reduce piping/tubing leak points and permit a pressure gauge or other device to be positioned correctly regardless of tee orientation.
- Compact installation shortens moment arm, reducing weight and vibration factors. With stress limited, the chances of breakage and leaks are lowered greatly.
- Straight-through flow path provides high flow capacity, bi-directional flow and rodding capabilities.
- Optional bleed plug (as shown) can be assembled in one outlet to reduce pressure for instrument removal, facilitating maintenance.

BLEED TEE SERIES

Bleed Tee

Specifications

Bleed Tee Dimensions, inches (mm)



Standard Materials

| Valve ^[1] | Body |
|----------------------|-------------|
| CS ^[2] | A105 CS |
| 316 SS | A479 316 SS |

Pressure vs. Temperature

Pressure and Temperature Ratings

| Bleed Tee body | | |
|-------------------|---------------------------------------|---|
| CS ^[2] | 6000 psig at 200°F (414 barg at 93°C) | 1500 psig at 850°F (103 barg at 454°C) |
| 316 SS | 6000 psig at 200°F (414 barg at 93°C) | 1500 psig at 1000°F (103 barg at 538°C) |

NOTES

- Valve weight: 1.0 lb (.45 kg) each.
Orifice diameter of bleed tee
 0.375-inch (9.5 mm).
Orifice diameter of bleed valve
 0.125-inch (3.2 mm).
- CS is zinc chromate plated to prevent corrosion.
- Standard 1/2" NPT plug made from hex barstock. Available in CS or 316 SS.

Bleed Tee

VA Bleed Plug ^[3] (Option)

The VA bleed plug provides an economical means to bleed process pressure.

Standard Materials

| Valve | Bleed plug | Bleed stem |
|--------|-------------|-------------|
| CS | A108 CS | A581 303 SS |
| 316 SS | A479 316 SS | A276 316 SS |

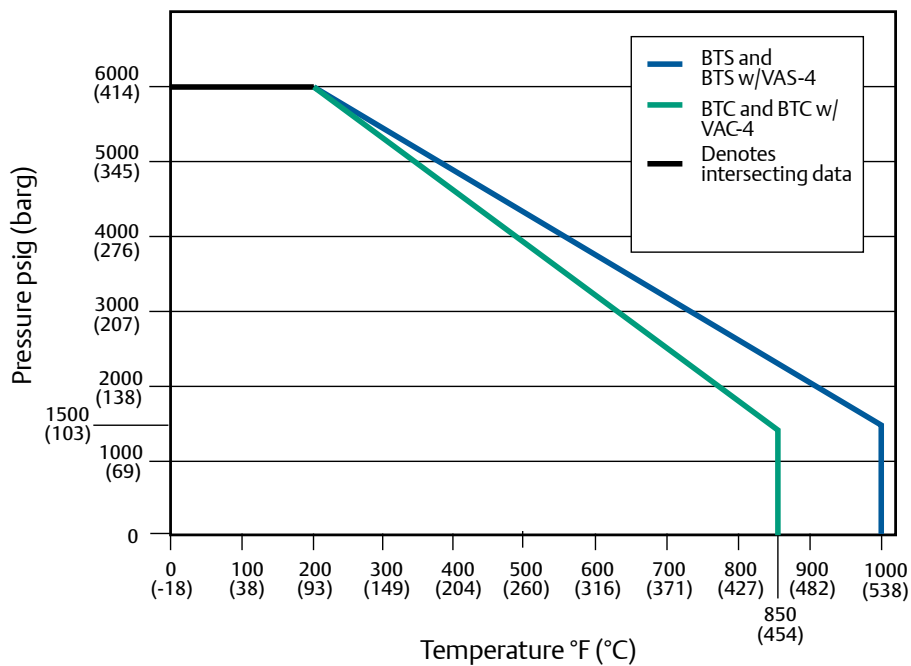


Pressure vs. Temperature

Pressure and Temperature Ratings

| VA Bleed Plug (option) | | |
|------------------------|---------------------------------------|---|
| CS ^[2] | 6000 psig at 200°F (414 barg at 93°C) | 1500 psig at 850°F (103 barg at 454°C) |
| 316 SS | 6000 psig at 200°F (414 barg at 93°C) | 1500 psig at 1000°F (103 barg at 538°C) |

Pressure vs. Temperature



BLEED TEE SERIES

Bleed Tee

Selection Guide

| BT | C | 44 | VAC-4 |
|--------------|-----------------|--|------------------------------------|
| BASIC SERIES | BODY MATERIAL | CONNECTIONS | OPTIONS |
| BT | C- CS, A105 | 44- ½-inch MNPT x (3) ½-inch FNPT | VAC-4- ½-inch CS bleed plug |
| | S- SS, A479-316 | 46- ¾-inch MNPT x (3) ½-inch FNPT | VAS-4 ½-inch SS bleed plug |
| | | STYLE | |
| | | C- Male socket weld | SG- NACE specification |
| | | | HD- Hydrotesting |