



LUNKENHEIMER FIGURE K4050 INLINE Y-BODY

DN 50 - 500 ASME CLASS 150

The K4050 inline Y-body isolation valve is specially designed for severe service in alumina and mining applications where scale and erosion are present



FEATURES

- The Inline Y-body design allows less flow restriction, reduced pressure drop and easier installation.
- All valves feature venturi style inlet throat design which increases fluid velocity across seating area to reduce scale formation.
- High precision machining results in superior disc to seat interfacing for tight shut-off.
- Split body design allows for easy maintenance.
- Bolted bonnet.
- Carbon steel body, connector and yoke.
- Design offers low torque and easy manual operation.
- Replaceable surface-hardened stellite facing disc and seats allows use in severe applications such as slurries and other abrasive media.
- Larger stem diameter of stainless steel for strength and stiffness.
- Rugged gland packing specially selected considering severe alumina service.
- Design to ASME B16.34
- Tested as per API 598
- Documentation to EN 10424 1999 Type 3.1B (DIN 50409).
Material certification for pressure containing components.

GENERAL APPLICATION

Ideally suited to clean or dirty liquors, high viscosity or scaling liquids, corrosive, erosive, wet slurries, dry slurries, mud slurries, AutoClave isolation, and pump Isolation.

Options

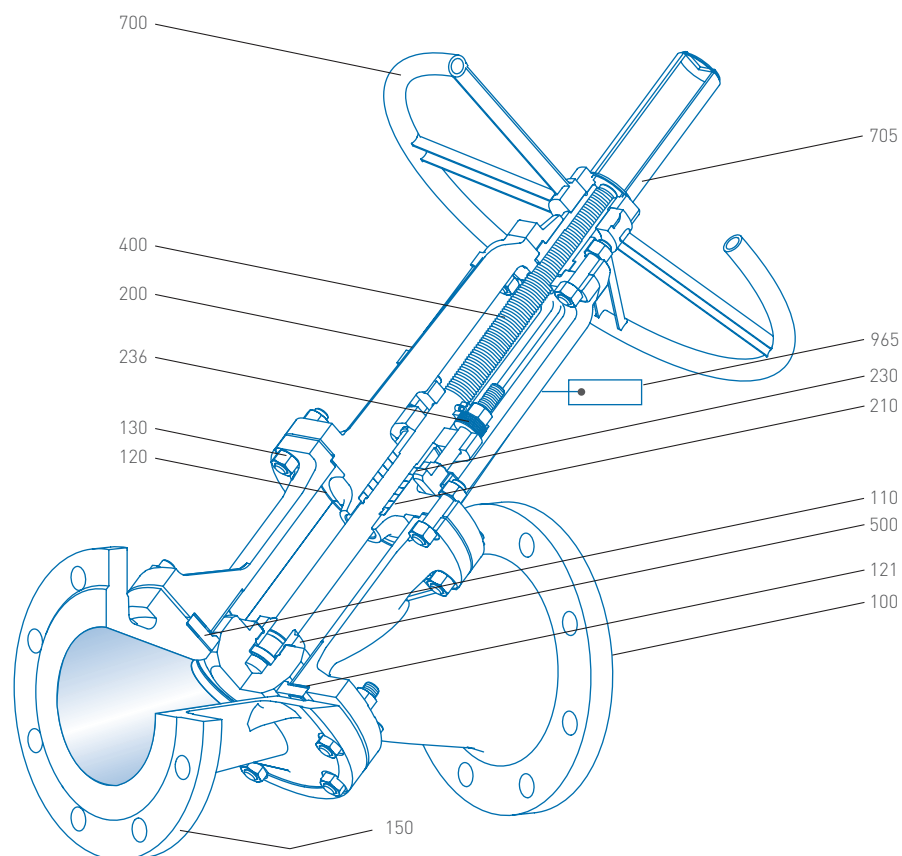
Radiography
Penetrant inspection
Magnetic particle inspection
Special tests

TECHNICAL DATA

Size range: DN 50 - 500
Temperature range: -29°C to +455°C
Pressure rating: ASME Class 150
End connection: Flanged ASME B16.5 Class 150 RF
Flanged PN 10 drillings available on request

LUNKENHEIMER FIGURE K4050 INLINE Y-BODY

DN 50 - 150 ASME CLASS 150



PARTS LIST

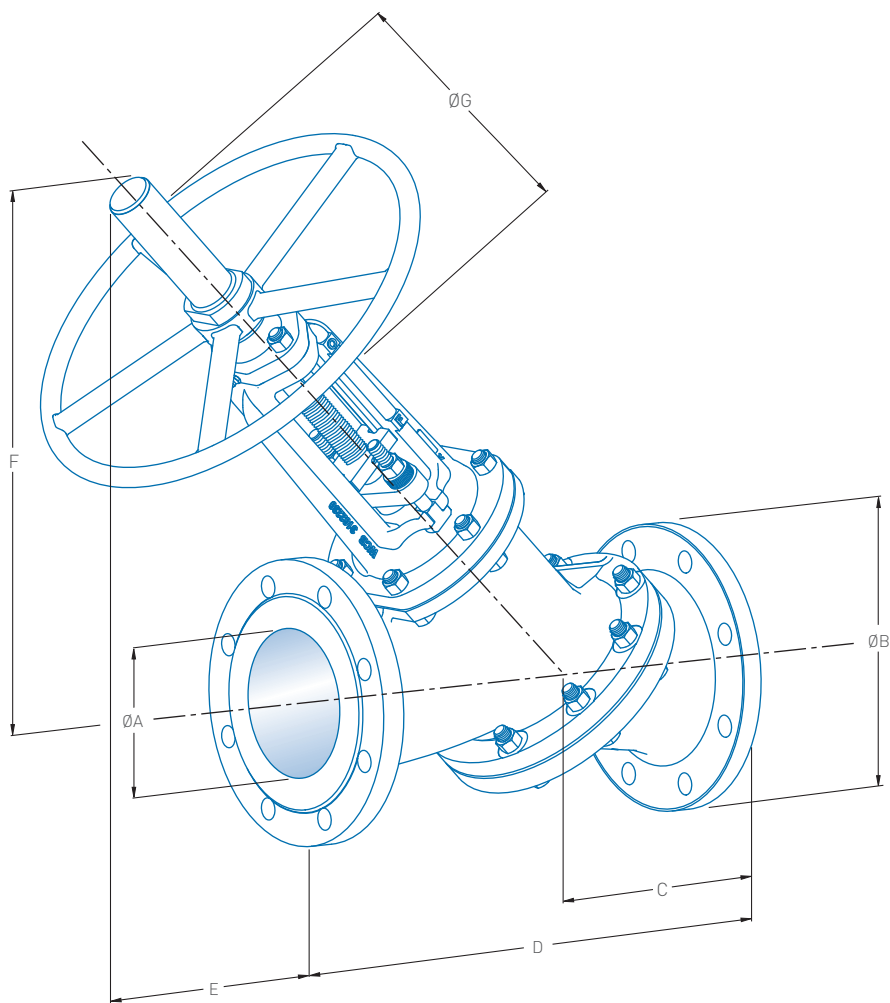
No.	Description	Material
100	Body	ASTM A216 - WCB
110	Seat	ASTM A29 1020 + Stellite 6
120	Gasket - yoke	S/S Graphite
121	Gasket - seat	S/S Graphite
130	Studs/nuts - yoke	ASTM A193/4 - B7/2H
150	Connector	ASTM A216 - WCB
200	Yoke	ASTM A216 - WCB
210	Packing	Reinforced graphite
230	Gland follower	ASTM A29 1020
236	Spring washer - eyebolts	Alloy steel
400	Stem	ASTM A276 420
500	Disc	ASTM A29 1020 + Stellite 6
700	Handwheel	Carbon steel
705	Protection hood	Carbon steel
965	Tag plate	Stainless steel

NOTE

No bolts, washers or gaskets included in the parts list.

LUNKENHEIMER FIGURE K4050 INLINE Y-BODY

DN 50 - 150 ASME CLASS 150

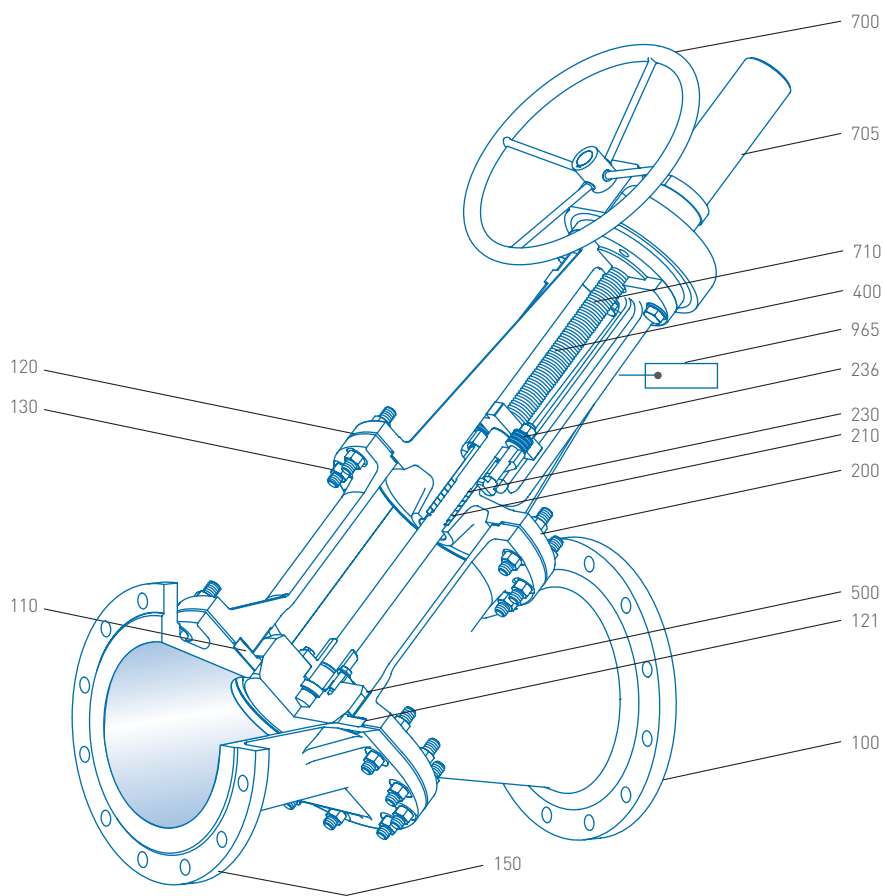


DIMENSIONS (mm)

Valve size DN	ØA Bore	ØB	C	D	E	F	ØG	Mass (kg)
50	50	150	75	230	168	321	200	18
80	80	190	95	310	187	402	300	33
100	100	230	115	350	178	413	300	38
125	125	255	130	400	259	528	450	65
150	150	280	160	480	218	538	450	76

LUNKENHEIMER FIGURE K4050 INLINE Y-BODY

DN 200 - 400 ASME CLASS 150



PARTS LIST

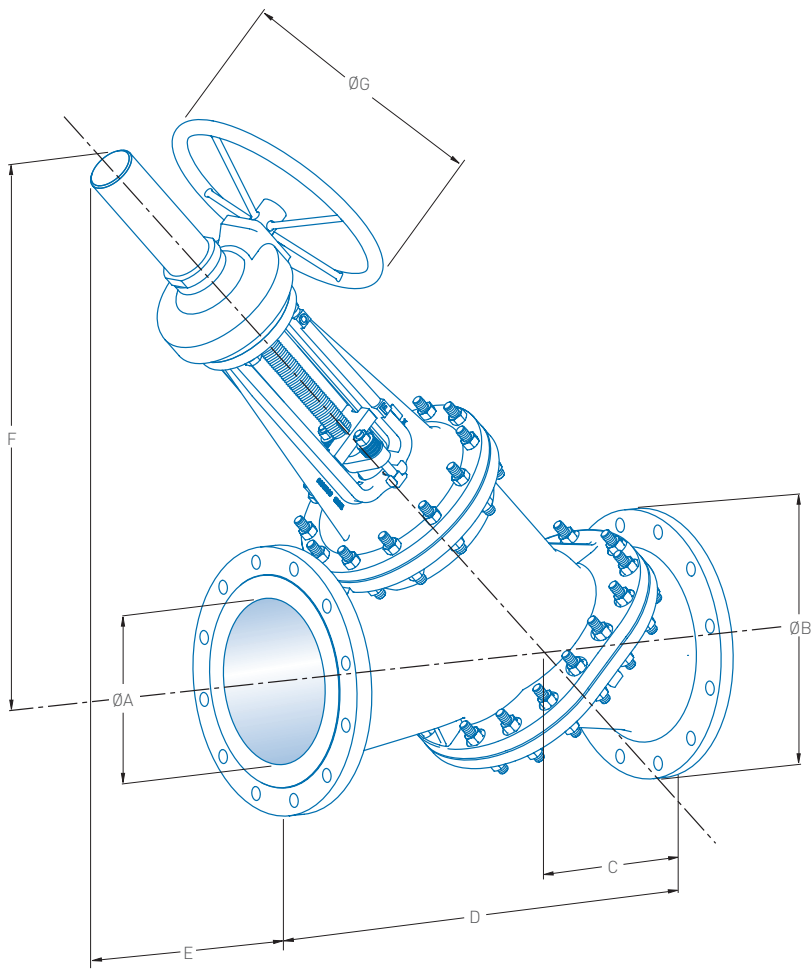
No.	Description	Material
100	Body	ASTM A216 - WCB
110	Seat	ASTM A29 1020 + Stellite 6
120	Gasket - yoke	S/S Graphite
121	Gasket - seat	S/S Graphite
130	Studs/nuts - yoke	ASTM A193/4 - B7/2H
150	Connector	ASTM A216 - WCB
200	Yoke	ASTM A216 - WCB
210	Packing	Reinforced graphite
230	Gland follower	ASTM A29 1020
236	Spring washer - eyebolts	Alloy steel
400	Stem	ASTM A276 420
500	Disc	ASTM A29 1020 + Stellite 6
700	Handwheel	Carbon steel
705	Protection hood	Carbon steel
710	Bevel gearbox	Commercial
965	Tag plate	Stainless steel

NOTE

No bolts, washers or gaskets included in the parts list.

LUNKENHEIMER FIGURE K4050 INLINE Y-BODY

DN 200 - 400 ASME CLASS 150

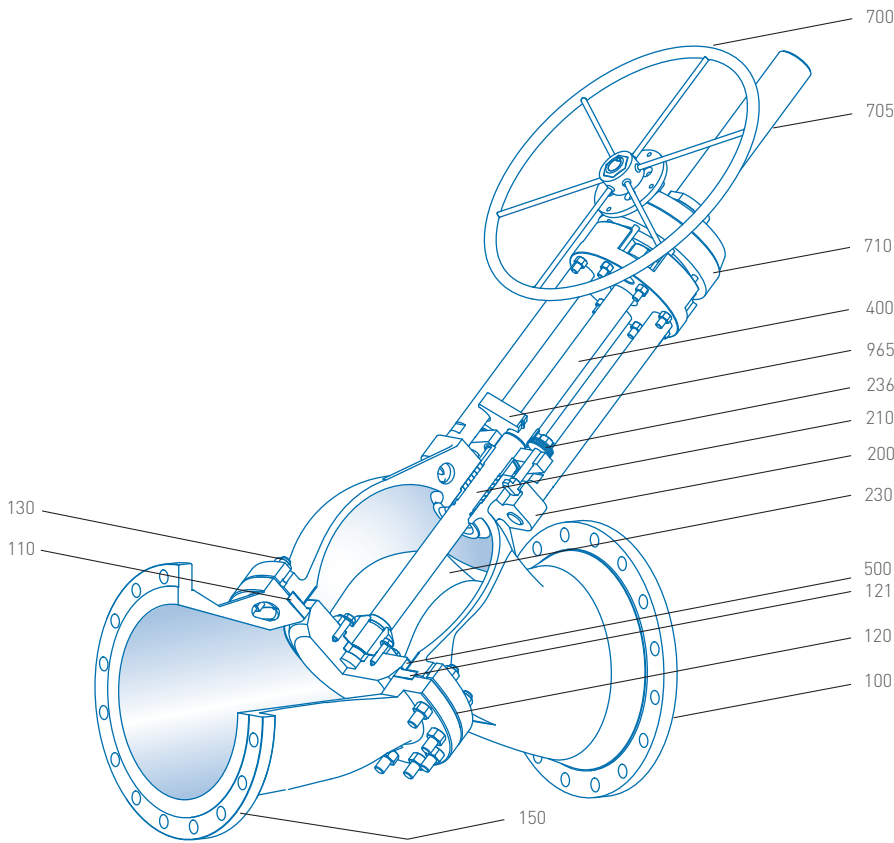


DIMENSIONS (mm)

Valve size DN	ØA Bore	ØB	C	D	E	F	ØG	Mass (kg)
200	200	345	200	600	350	770	300	187
250	250	405	230	730	495	995	450	300
300	300	485	260	850	430	1029	450	420
350	350	535	300	980	385	1050	600	540
400	400	595	350	1100	465	1165	600	760

LUNKENHEIMER FIGURE K4050 INLINE Y-BODY

DN 450 - 500 ASME CLASS 150



PARTS LIST

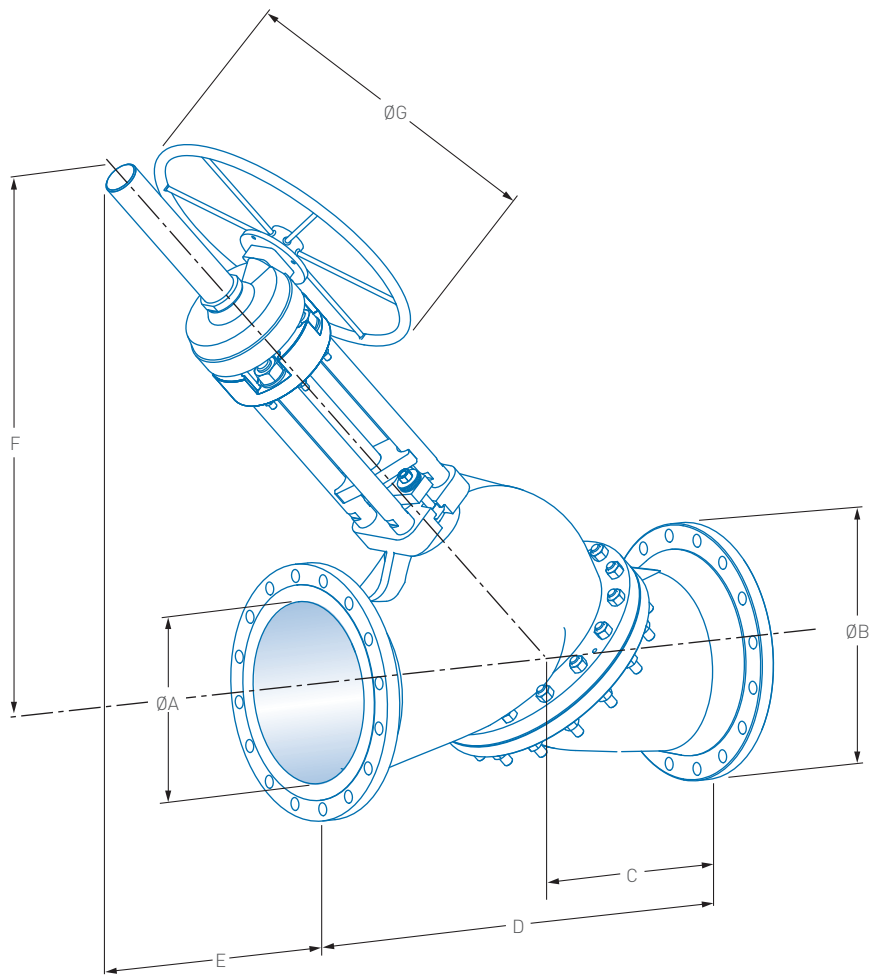
No.	Description	Material
100	Body	ASTM A216 - WCB
110	Seat	ASTM A29 1020 + Stellite 6
120	Gasket - yoke	S/S Graphite
121	Gasket - seat	S/S Graphite
130	Studs/nuts - yoke	ASTM A193/4 - B7/2H
150	Connector	ASTM A216 - WCB
200	Yoke	ASTM A216 - WCB
210	Packing	Reinforced graphite
230	Gland follower	ASTM A29 1020
236	Spring washer - eyebolts	Alloy steel
400	Stem	ASTM A276 420
500	Disc	ASTM A29 1020 + Stellite 6
700	Handwheel	Carbon steel
705	Protection hood	Carbon steel
710	Bevel gearbox	Commercial
965	Tag plate	Stainless steel

NOTE

No bolts, washers or gaskets included in the parts list.

LUNKENHEIMER FIGURE K4050 INLINE Y-BODY

DN 450 - 500 ASME CLASS 150



DIMENSIONS (mm)

Valve size DN	ØA Bore	ØB	C	D	E	F	ØG (A/F)	Mass (kg)
450	450	635	450	1200	616	1366	600	780
500	500	700	472	1250	320	1100	600	1135

LUNKENHEIMER FIGURE K4050 INLINE Y-BODY

DN 50 - 500 ASME CLASS 150

TYPICAL SPECIFYING SEQUENCE - CLASS 150

150	K4050	1	1	C	3	3	B	3	/	0H
Valve size	Figure No.	Flange rating	Flange rating	Body material	Seat trim	Disc trim	Spindle trim	Certification code	Valve variant	Actuation

Size range: DN 50 - DN 500

Figure no.: K4050 - Inline Y-Body ASME Class 150

Trim code	Flange rating inlet	Flange rating outlet	Body material	Seat trim	Disc trim	Spindle trim
11C33B	Class 150	Class 150	A 216 Gr WCB	Steel - stellite	Steel - stellite	Stainless steel 420
11C35B	Class 150	Class 150	A 216 Gr WCB	Steel - stellite	Steel	Stainless steel 420

Neither Emerson, Emerson Automation Solutions, nor any of their affiliated entities assumes responsibility for the selection, use or maintenance of any product. Responsibility for proper selection, use, and maintenance of any product remains solely with the purchaser and end user.

Lunkenheimer is a mark owned by one of the companies in the Emerson Automation Solutions business unit of Emerson Electric Co. Emerson Automation Solutions, Emerson and the Emerson logo are trademarks and service marks of Emerson Electric Co. All other marks are the property of their respective owners.

The contents of this publication are presented for informational purposes only, and while every effort has been made to ensure their accuracy, they are not to be construed as warranties or guarantees, express or implied, regarding the products or services described herein or their use or applicability. All sales are governed by our terms and conditions, which are available upon request. We reserve the right to modify or improve the designs or specifications of such products at any time without notice.

Emerson.com/FinalControl