

AMS 2600 Machinery Health Expert

- Portable, 24-channel machinery health monitor and analyzer help troubleshoot your entire machine or group of machines
- Offers optional transient analysis for turbo machinery startup, coast down, and production state monitoring
- Monitor and record all channels continuously and simultaneously for hours, days, or weeks – unattended
- AMS Suite integration saves time and facilitates multi-technology integration
- PeakVue™ technology can be added for early identification of bearing wear in paper machines, rolling mills, complex gearboxes, and rolling element bearing machines



The AMS 2600 Machinery Health Expert combines the portability of the AMS 2140 Machinery Health Analyzer with the online capabilities of the AMS 6500 Machinery Health Monitor.

Introduction

Portable vibration analyzers are the cornerstone of a successful predictive maintenance program. However, some anomalies, like root cause investigations and machine train evaluations, can surpass the capabilities of even the most sophisticated 2-channel portable data collector. For example, turbo machinery start-ups, coast downs and production state monitoring require multi-channel, simultaneous recording, vibration monitoring, and real-time feedback to capture rapidly changing events across an entire machine train.

For balance of plant critical machines, a mobile, multi-channel monitoring solution with rolling element and gearbox monitoring technology is necessary for root cause analysis and to determine if the machine will survive to the next outage.

One Tool to Fit Many Needs

Emerson's AMS 2600 Machinery Health Expert satisfies the need between multi-channel portable analyzers and permanently installed online vibration monitoring by borrowing the best from both solutions. Before a planned outage, setup the AMS 2600 to simultaneously record up to 24 channels of continuous sensor data and up to 4 tachometers for speed references. With AMS Suite: Machinery Health Manager, view waveforms, spectral data, and live orbits. Replay events using a customized view for further analysis, or replay as a presentation to the maintenance staff. Configure the AMS 2600 for waveform processing using PeakVue technology, order tracking, time synchronous averaging, or predefined parameters for advanced analysis.

The AMS 2600 can be configured and applied in a variety of applications — diagnosing a suspected load, speed, or batch-dependent problem, bringing a new machine online, or verifying critical speed prior to machine acceptance from the vendor.



The AMS 2600 is designed to sit upright, fit in tight spaces, or lay on its side to support your laptop. The hinged back door enables direct access to termination panels, providing numerous sensor-mounting options.

Innovative, Powerful

The AMS 2600 with the transient option is a data collector, data viewer, data recorder, and data manager all in a single instrument. This unique tool can record continuous-time waveforms and allows you to view live plots with updates as fast as five times per second. The AMS 2600 offers:

- More than 100 hours of continuous, simultaneous data recording
- Live plot displays
- Replay mode (play, rewind, fast forward, stop, auto-repeat)
- Complete plot control during Replay mode
- Support for external hard drive arrays to extend recording and storage options

The AMS 2600 Machinery Health Expert interfaces directly with a laptop computer via Ethernet cable for immediate access to all data using AMS Machinery Manager. The laptop can be disconnected for unattended AMS 2600 recording.

Getting Started is Simple and Fast

Connect the BNC cables from the protection rack or your accelerometers to the termination panel of the AMS 2600 and turn the power switch on. With a library of database templates to choose from, setup is simple and fast. Choose a template and 24 channels of vibration and 4 channels of speed/phase will begin recording. Connect the Ethernet cable and use your laptop to view live rotor diagnostic displays. Select Live View and your saved preferences for viewing orbits, shaft centerlines, waveforms, spectrums, and trends automatically display.

Continuous Data Recording, No Snapshots

The unique architecture of the monitor allows for these very powerful capabilities:

- Data recording is both continuous and simultaneous on all channels versus infrequent snapshots of data with other technologies.
- Monitoring and recording function remain uninterrupted, even while the user performs data manipulation (such as live data viewing, analysis, or even manual data extraction) via AMS Machinery Manager.

Instant Replay

The Replay Mode is one of the most powerful analyzing tools introduced in AMS Machinery Manager v5.0. During Replay Mode, saved data from transient events can be used to simulate an event in real-time. Fast forward, rewind, or use slow motion and auto-repeat to view the event. Spread plots across dual displays and select new filters as you replay the orbit plots. By controlling every view and all of the data generated by the event, you can analyze any machine event at your own convenience.

Rolling Element Bearing Monitoring

The AMS 2600 includes an option to add Emerson's PeakVue technology — a unique expert approach to monitoring the distinct characteristics of bearing and gearbox problems. The PeakVue technology utilizes a 6400-line resolution, 40kHz Fmax, and over 60,000 rolling element bearing fault frequency data files to deliver the earliest indication of developing bearing and other mechanical faults. In addition, the AMS 2600 includes order tracking, definable data collection strategies, configurable analysis techniques, and unattended automatic eventbased monitoring for customizing the data you collect during an event.



Time waveforms can be replayed from AMS Machinery Manager to listen for machinery defects or for comparison to stored waveforms.

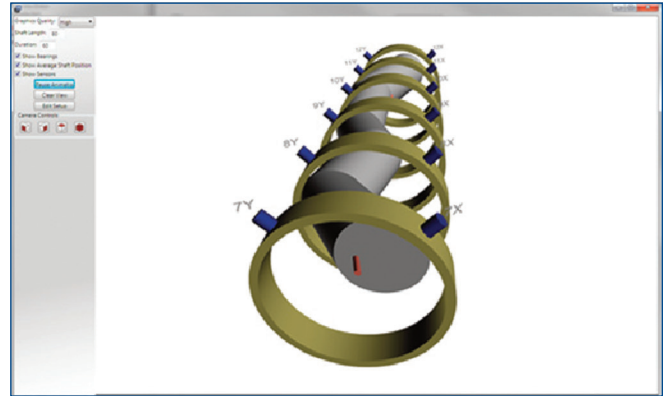
AMS 2600 Machinery Health Expert Includes:

- Integration with AMS Machinery Manager
- 12 or 24 channels of simultaneous, continuous data acquisition
- Live plots, updating 5 times per second
- Runout subtraction
- Acceptance regions*
- Drag and drop baseline on live plots
- 3D rotatable cascade plots*
- Integration with AMS 2130 Machinery Health Analyzer
- 2 or 4 speed/phase sensors channels
- 24+ user-definable analysis parameters per channel
- Unattended or automatic event-based, adaptive monitoring
- Event monitoring based on speed, overall vibration level, using DC input level or relay input, with Boolean combinations
- Customized filtered orbits
- Multi-colored plots for easy analysis*

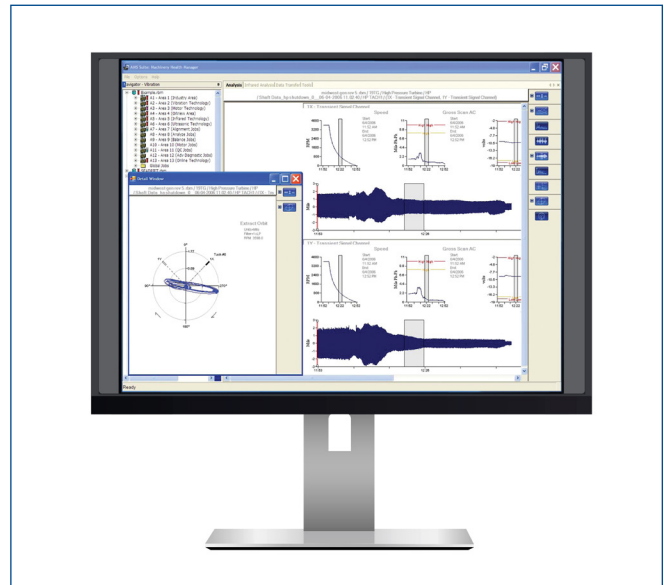
Options

- Transient analysis for turbo machinery
 - Transient processor: 51,200 lines of resolution, 2 kHz Fmax simultaneous
 - More than 100 hours of data recording
 - Turbine replay*
- PeakVue processor (6400 lines, 40 kHz Fmax) scanning
- PeakVue software to export rolling element bearing and gearbox analysis
- Sensors: Complete selection of accelerometers, dual temperature/accelerometers, velometers, tachometers, pressure sensors, and displacement probes
- Mounting pads, magnetic bases
- Turbo Machinery Diagnostic training and PE credit hours provided by recognized leaders in this field
- Remote configuration or analysis support via dial-up or onsite service
- BNC cables, connectors, extension cables
- Spare parts
- AMS Machinery Manager
- External hard drive*

*Denotes AMS Machinery Manager v5.0 or higher users.



Use the Live 3D Shaft Animation to see the motion of the shaft around the average bearing shaft centerline. All aspects of the display, including angle of view and playback speed, are controlled by the user.





Replaying the 100 hour plus time buffer with the many analysis tools within the optional AMS Machinery Manager software.

Order Information

AMS 2600 Machinery Health Expert	
Transient DVR *, Machinery Health Processor, 24 ch, 4 tach, 4 relay	A2600T8
Machinery Health Processor, 24 ch, 4 tach, 4 relay	A2600M8
*DVR - digital vibration recorder	
Software Options for the New User	
AMS Machinery Manager VibView Online only	A474505
Transient Analysis and Plotting Tools, per concurrent user seat (software support agreement must be up-to-date)	A474507
Unlimited Online Watch and Online Config license (included with A474505)	A474500
PeakVue Firmware	A476514
Software Options for Existing AMS Machinery Manager Users	
AMS Machinery Manager VibView Online only	A474505-A
Transient Analysis and Plotting Tools, per concurrent user seat (software support agreement must be up-to-date)	A474507
Unlimited Online Watch and Online Config license (included with A474505)	A474500
PeakVue Firmware	A476514
Services	
2-day onsite startup services, including setup and informal onsite training	AO-SERV-ONLINE
Hardware support, per year per unit	SUPPORT-26-1
Accessories Included in the Purchase of the AMS 2600	
Accessory pack includes the following:	A2600ACC
Cable ASM 3 Cond with plug & rect 125V	MHM-65010
Fan filter, 120 mm, 45ppi foam	MHM-94987
Category 5E patch cord, 7', blue	MHM-64986
Cable ASM RS-232 data cable, DB9M-F, 6'	MHM-65137
Conn Plug 3P straight, screw mount (PN1834916)	MHM-60251
Pelican Case	D25334

Enclosure Specs for AMS 2600

Enclosure Dimensions	
AMS 2600	210 mm x 407 mm x 515 mm (8.25" x 16" x 20.25") Weight: 13.5 kg (29.8 lb)
Case	350 mm x 496 mm x 623 mm (13.75" x 19.50" x 24.5") Weight: 10.4 kg (23.0 lb)
Temperature	0 to 48°C (32 to 118°F) 0 – 95% Relative Humidity
Connectivity and Safety Ratings	
120 - 240 VAC Autosensing Input	
80 Watts Power Consumption	
X2 10/100BaseT Ethernet	
Includes Fan	
CE Approved 	
CSA Approved 	
Recommended Laptop Specs	
Emerson Part Number: A4500H5 (specification is subject to change)	
Dell E6410, Intel Core 2 Duo P8700, 2.53GHz	
RS232	One available RS232 interface
Browser	Internet Explorer 7 or later
Processor/Memory	3.0 GHz Dual Core or better, 4 GB of RAM or more
Video Driver	256 MB NVIDIA Quadro NVS video driver
Screen Resolution	SXGA (1280 x 1024) or better
Hard Drive Capacity	250 GB or greater
Operating Systems	Windows 7 Professional SP1, Windows 7 Ultimate, or Windows 7 Enterprise
Media	DVD drive required for installation
Weight	4.26 lbs
Virtualization	System Microsoft System Center Virtual Machine Manager 2008 R2
Antivirus	Symantec™ Endpoint Protection 11.07200.1147
Network	Ethernet (TCP/IP protocol)

Important: If you intend to install Machine History Viewer or AMS Data Provider, you must install Internet Information Services before installing AMS Machinery Manager. The AMS Machinery Manager installation makes important changes to the IIS setup that you would otherwise have to configure manually with the assistance of Product Support. See the Installation Manual on the Manuals DVD for more details.



The AMS 2600 was designed for travel. It has an optional special rugged and durable travel case.

©2021, Emerson. All rights reserved.

The Emerson logo is a trademark and service mark of Emerson Electric Co. The AMS logo is a mark of one of the Emerson family of companies. All other marks are the property of their respective owners.

The contents of this publication are presented for informational purposes only, and while diligent efforts were made to ensure their accuracy, they are not to be construed as warranties or guarantees, express or implied, regarding the products or services described herein or their use or applicability. All sales are governed by our terms and conditions, which are available on request. We reserve the right to modify or improve the designs or specifications of our products at any time without notice.

Contact Us

🌐 www.emerson.com/contactus