

Configuration Data Sheet

October 2025

00806-0100-4435, Rev AG

9935 Level Bypass Chamber

Rosemount™ 9935 Level Bypass Chamber Configuration Data Sheet

★ Default

○ Select only one of the items provided

☐ One or more of the listed items can be selected

General information		
Company: _____	Phone No.: _____	Date: _____
Contact Name: _____	RFQ No.: _____	
Email: _____	Tag: _____	

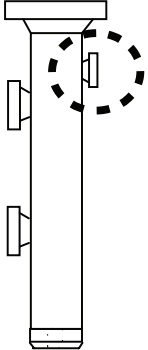
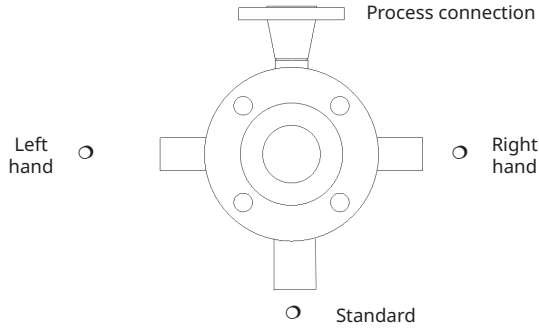
Process conditions		
Pressure	Minimum: _____	Operating: _____ Maximum: _____ Units of measurement: _____
Temperature	Minimum: _____	Operating: _____ Maximum: _____ Units of measurement: _____
Description of media _____		
Is the chamber for interface measurement?	<input type="radio"/> Yes <input type="radio"/> No	Note Consider three or more process connections for interface applications.
Is this a saturated steam application?	<input type="radio"/> Yes <input type="radio"/> No	

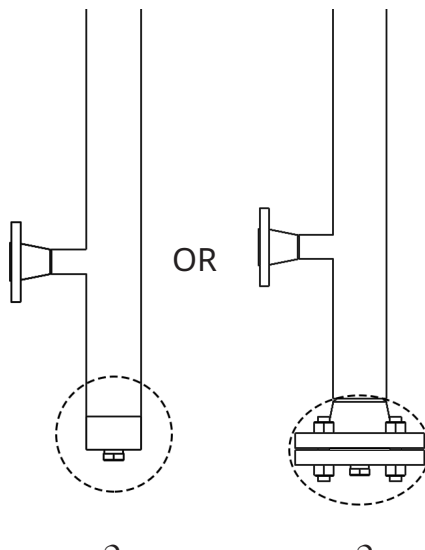
Customer-specific design criteria
Are there any existing specifications, including minimum pipe schedule, general piping specifications, or an approved manufacturer list (AML/AVL) to which these chambers must comply? <input type="radio"/> Yes (please provide) <input type="radio"/> No

Material of construction	Process connection type	Connection bore
<input type="radio"/> Carbon steel A106B SMLS A105 <input type="radio"/> Stainless steel 316/316L <input type="radio"/> Other: _____	<input type="radio"/> RFSO <input type="radio"/> NPTF <input type="radio"/> Other: _____ <input type="radio"/> RFWN <input type="radio"/> Socket weld fitting <input type="radio"/> RTJWN <input type="radio"/> Plain end nipple fitting	<input type="radio"/> Full bore <input type="radio"/> ½-in.

Process rating	Process connection size
<input type="radio"/> Class 150 <input type="radio"/> Class 300 <input type="radio"/> Class 600 <input type="radio"/> Class 900 <input type="radio"/> Class 1500 <input type="radio"/> Other: _____	<input type="radio"/> ½-in. <input type="radio"/> ¾-in. <input type="radio"/> 1-in. <input type="radio"/> 1½-in. <input type="radio"/> 2-in. <input type="radio"/> Other: _____

Mounting style	Flanged instrument connection
	<div style="display: flex; flex-wrap: wrap;"> <div style="width: 50%;"> <input type="radio"/> 2-in. <input type="radio"/> 3-in. <input type="radio"/> 4-in. </div> <div style="width: 50%;"> <input type="radio"/> Class 150 <input type="radio"/> Class 300 <input type="radio"/> Class 600 <input type="radio"/> Class 900 <input type="radio"/> Class 1500 <input type="radio"/> Class 2500 <input type="radio"/> Other: _____ </div> </div> <div style="margin-top: 10px;"> <input type="radio"/> Raised face (RF) <input type="radio"/> Ring joint (RTJ) </div>

Vent		<input type="checkbox"/> Vent valve (Optional)	Vent (top view)
	<p>Type</p> <p><input type="radio"/> NPT</p> <p><input type="radio"/> Flange</p> <p><input type="radio"/> SW</p> <p><input type="radio"/> Other: _____</p> <p>Size</p> <p><input type="radio"/> ½-in.</p> <p><input type="radio"/> ¾-in.</p> <p><input type="radio"/> 1-in.</p>	<p>Type</p> <p><input type="radio"/> Ball</p> <p><input type="radio"/> Gate</p> <p><input type="radio"/> Other: _____</p> <p>Material</p> <p><input type="radio"/> Carbon steel</p> <p><input type="radio"/> Stainless steel</p> <p>Valve notes: _____</p>	

Drain	<input type="checkbox"/> Drain valve (optional)	Test and inspections
	<p>Type</p> <p><input type="radio"/> NPT</p> <p><input type="radio"/> Flange</p> <p><input type="radio"/> SW</p> <p><input type="radio"/> Other: _____</p> <p>Size</p> <p><input type="radio"/> ½-in.</p> <p><input type="radio"/> ¾-in.</p> <p><input type="radio"/> 1-in.</p>	<p>Type</p> <p><input type="radio"/> Ball</p> <p><input type="radio"/> Gate</p> <p><input type="radio"/> Other: _____</p> <p>Material</p> <p><input type="radio"/> Carbon steel</p> <p><input type="radio"/> Stainless steel</p> <p>Valve notes: _____</p> <p>Test and inspections</p> <p><input type="checkbox"/> Hydrostatic test</p> <p><input type="checkbox"/> PMI</p> <p><input type="checkbox"/> X-Ray</p> <p><input type="checkbox"/> Magparticle/Dye pen</p> <p><input type="radio"/> NACE® MR0103</p> <p><input type="radio"/> NACE MR0175</p>

Documentation	
<p><input type="checkbox"/> Material Traceability Report (MTR)</p> <p><input type="checkbox"/> Drawings</p> <p style="padding-left: 20px;"><input type="checkbox"/> Approval <input type="checkbox"/> As-built</p>	<p><input type="checkbox"/> Country of origin</p> <p><input type="checkbox"/> Certificate of conformance</p> <p><input type="checkbox"/> CRN: Specify province: _____</p>

Other special request (describe or provide sketch)

For more information: [Emerson.com/global](https://emerson.com/global)

©2025 Emerson. All rights reserved.

Emerson Terms and Conditions of Sale are available upon request.
The Emerson logo is a trademark and service mark of Emerson Electric Co.
Rosemount is a mark of one of the Emerson family of companies.
All other marks are the property of their respective owners.